

Urban Renewal Agency of the City of Coos Bay



**Proposed Budget
FY 2014/2015**

City of Coos Bay Urban Renewal Agency

Fiscal Year 2014/2015

Budget Committee

Agency Board Members

Mark Daily, Chair
Jennifer Groth, Vice-Chair
Mike Vaughan, Secretary
Stephanie Kramer
Thomas Leahy
John Muenchrath
Crystal Shoji

Citizen Lay Members

Brian Bowers
Lucinda DiNovo
Philip Marler
Roy Metzger
Colin Myatt
Alan Pettit
Brooke Walton

Administrative Staff

City Manager Rodger Craddock
Finance Director Susanne Baker
Fire Chief Mark Anderson
Library Director Samantha Pierson
Police Chief Gary McCullough
Public Works Director Jim Hossley
Community Dev. Director Eric Day

CITY OF COOS BAY URBAN RENEWAL AGENCY BUDGET MESSAGE FY 2014-2015

To the Honorable Chair Mark Daily, members of the Urban Renewal Agency (URA), citizen members of the Budget Committee, and citizens of Coos Bay, Oregon, it is my honor and pleasure to submit the URA's FY 2014-2015 budget.

The Coos Bay Urban Renewal Agency (URA) is a separate municipal corporation responsible for administering and implementing the urban renewal plans in Coos Bay's two separate and distinct urban renewal districts: the Downtown District (Downtown) and the Empire District (Empire). Coos Bay's Urban Renewal Agency Board is governed by the Mayor and City Council. The City Manager serves as the Executive Director of the Urban Renewal Agency (Agency). Coos Bay Public Works, Community Development, and Finance staff supports the urban renewal program and projects through an intergovernmental agreement with the City of Coos Bay.

The proposed URA annual budget for fiscal year 2014-2015 has been prepared pursuant to Oregon Local Budget Law and presents my recommendations as budget officer, but incorporates the cooperative efforts of the City's management team. Both districts are financially sound with sustainable resources needed to undertake economic development and infrastructure projects that benefit the entire Bay Area.

Urban renewal agencies are different from taxing districts in that they do not have permanent rates, and they raise revenue primarily through tax increment financing (TIF). When an urban renewal plan is created, the value of the property within its boundaries is locked in time or frozen. The agency then raises revenue in subsequent years from any value growth above the frozen amount. This value growth is referred to as the increment. The tax rate used to calculate taxes imposed for the Urban

Renewal Plan is the consolidated tax rate for the taxing districts within the geographic boundaries of the Plan. These urban renewal taxes, referred to as "tax off the increment", are calculated as the consolidated tax rate times the value of the increment.

Under certain circumstances, urban renewal agencies like Coos Bay's URA are allowed to raise additional revenue beyond what they raise off their increment via special levies. Starting in 1997-98, if an existing urban renewal plan received less revenue off its increment under Measure 50 than what it would have received under pre-Measure 50 tax system, the agency can impose a special levy to make up for the difference. Up to this date, neither URA has elected to impose the urban renewal special levy nor does this budget include or recommend that the Agency impose any portion of the Special Levy.

In past years, pursuant to ORS 457.435(2), the City of Coos Bay selected "Option 1" [ORS 457.435(2)(a)] as the method to be used in collecting urban renewal property taxes. As such, the "Special Levy" is an option for collecting the "division of tax" (property tax) or "Tax Increment Financing (TIF)" for both Coos Bay's Urban Renewal Plans. However, as was listed above, the URA has never elected to impose this citywide levy against all the taxable property in the City, but rather has elected to collect only those dollars accruing within the separate plans (districts) per Ballot Measure 50 "division of taxes" allocation.

The accounting for each of the two districts is organized into five basic funds: Special Revenue Fund, Program Fund, Bond Fund, Bond Reserve Fund, and Capital Project Fund.

The **Special Revenue Fund** serves to receive incoming tax increment revenue and to transfer budgeted funds to the Bond

Fund, Bond Reserve Fund, and the Capital Project Fund (after tax increment revenue is converted into debt proceeds). The proposed budget reflects a combined total of \$1,649,779 in revenue resources (property taxes, delinquent property taxes, and carryover funds) for both districts (Downtown revenue of \$997,594 and Empire revenue of \$652,185).

The **Bond Fund** acts as a pass thru account from which the URA makes its bond and/or loan payments. The proposed budget reflects a combined total debt service of \$1,220,767 for both districts (Downtown debt service of \$768,582 and Empire debt service of \$452,185).

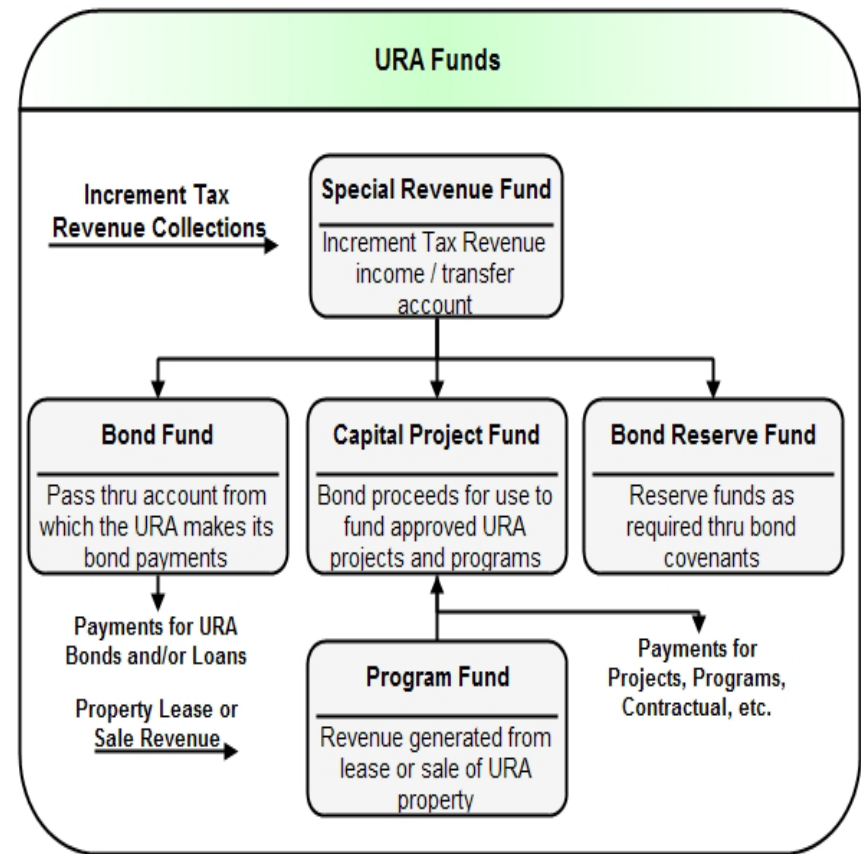
The **Bond Reserve Fund** acts as a reserve account where funds are maintained as required by bond covenants. The proposed budget reflects a combined total bond reserve funds of \$908,079 (Downtown bond reserve funds of \$682,250 and Empire bond reserve funds \$225,829).

The **Capital Project Fund** accepts bond proceeds which are used to fund approved URA projects and programs. The proposed budget reflects a combined total of materials & services and capital project expenditures of \$2,691,279 for both districts (Downtown expenditures of \$1,642,806 and Empire expenditures of \$1,048,473). Proposed projects and programs include the following:

- Façade Program \$175,000 (Downtown \$100,000 and Empire \$75,000)
- South Empire Boulevard Enhancement Project \$616,900 (This is in addition to the \$3,394,000 in grant funds received for this project)
- Bayshore Fence / Sidewalk project \$132,000 (This is in addition to the Port of Coos Bay contribution of \$35,000 and ODOT's contribution of \$180,000)
- Downtown Bus Transfer Station \$554,460 (This project relies on grant funding and is listed in the proposed budget as pass through funds)

- Restoration of the Egyptian Theatre \$270,000 (\$70,000 is an awarded façade grant and the reminding \$200,000 funds via grants received and local fundraising efforts)

The **Program Fund** accepts revenue generated through the lease or sale of URA property, and those revenues can be transferred into their respective Capital Project Fund to be used for URA projects and programs. The proposed budget reflects total funds of \$626,745 (Downtown \$191,780 which includes \$150,000 for the anticipated sale of URA owned property and Empire \$434,965).



I am recommending that the Budget Committee not consider imposition of some "fraction of" but rather approve 100% of the amount from the "division of taxes" and also not collect a citywide urban renewal "special levy" which can be imposed at the maximum rate of \$1.97 per \$1,000 of assessed valuation or some fraction thereof. The actual breakdown is as follows:

Downtown: \$1.29 per \$1,000 of assessed valuation
Empire: \$0.68 per \$1,000 of assessed valuation

New estimated "division of taxes" revenues for FY 2014-15 for Downtown and Empire districts are respectively \$997,594 and \$652,185.

It is my recommendation that the FY 2014- 2015 Urban Renewal Agency budget be balanced without authorizing the imposition of a fraction of the Special Levy option. The attached proposed budget has also been reviewed and recommended by the Urban Renewal Advisory Committee.

Respectfully submitted,



Rodger Craddock,
City Manager
Urban Renewal Budget Officer

March 7, 2014

URBAN RENEWAL AGENCY

Program Description

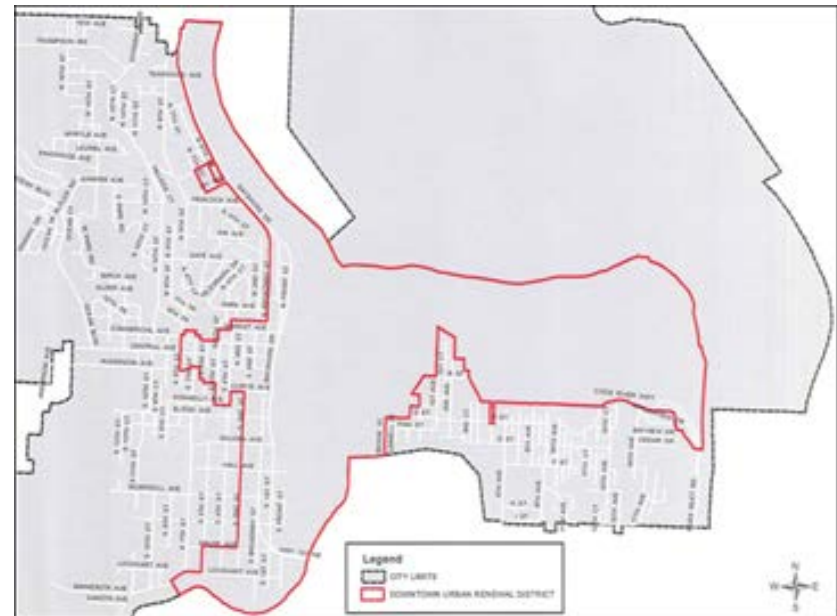
The intent of urban renewal is to improve specific areas of a city that are poorly developed or underdeveloped, eliminate blight, and improve conditions to encourage economic development.

The City of Coos Bay created an urban renewal district in the central downtown core area in 1968. The district extended from the bay on the east to 4th Street on the west and from Commercial Avenue on the north to Curtis Avenue on the south. The district's projects consisted of elimination of traffic on Central Avenue from Highway 101 to 4th Street and the creation of a pedestrian mall, undergrounding of many utilities within the district, property acquisition to create parking lots and remove blighted structures, and canopied walkways to connect parking lots and other district areas with the pedestrian mall. The projects were completed in the early 1970s. The district ceased tax increment revenue financing in 1984, and the district ended in 1989.

Currently, the Urban Renewal Agency administers two separate urban renewal districts. The Downtown District was formed in 1988, and it is 1,298.3 acres in size. The Downtown District includes the shopping district and the upper portion of the bay. The Empire District was formed in 1995, and it is 271.3 acres in size. It includes a business district and the lower portion of the bay.

The Downtown District begins at the north city limits and runs between the navigation channel and Highway 101 south, and southeast toward the City's core area. The district's boundaries

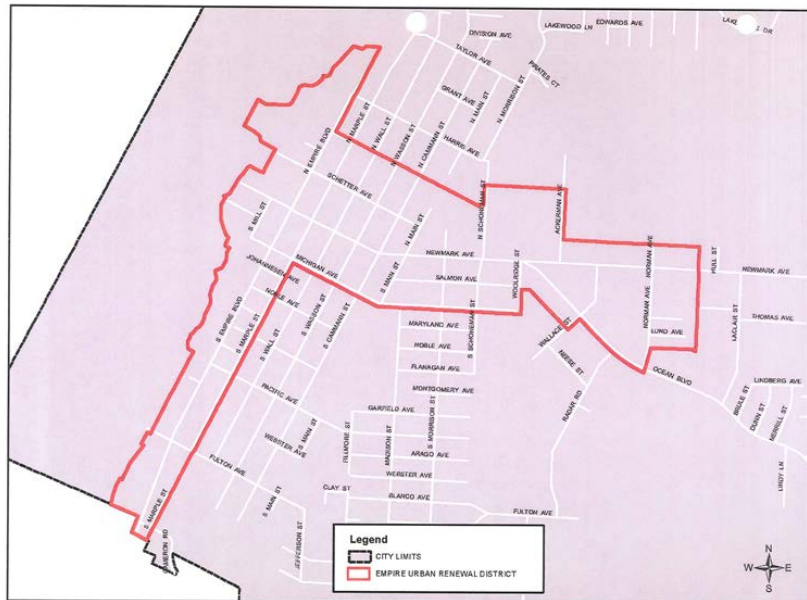
proceed south until they come nearly in line with the industrial property located in Eastside. The eastern boundary then turns east to include the industrial-commercial lands in the Eastside area. The westerly boundary proceeds west to include the downtown core area which was a part of the first Urban Renewal Plan, and it also includes several blocks of transportation corridor immediately west of the core area. The eastern and western urban renewal area boundaries begin to come together in the southern portion of the City and extend to the south City limits along Coalbank Slough.



The Downtown Plan classifies potential urban renewal projects in three general, broad categories:

- Waterfront Development
- Core Area Revitalization
- Streets and Infrastructure

The Empire District, in general, borders the bayfront adjacent to Empire Blvd from Wisconsin Avenue north to the shoreline - at the intersection of Empire Blvd and Newmark Avenue, east on either side of Newmark Avenue to the intersection with Ocean Blvd, east to the property line between Norman Avenue and LaClair Street.



The objectives of the Empire Plan are to improve the function, condition, and appearance of the urban renewal area and eliminate existing blight. Project categories:

- Waterfront Development
- Empire Blvd and Bayfront Improvements
- Improve Primary Commercial Area

Debt Service

Downtown District debt service:

- 2003 Project Bond refinanced in 2013. The bond maturity date is December 1, 2017
- 2009 VIC Bond. The bond maturity date is June 15, 2019

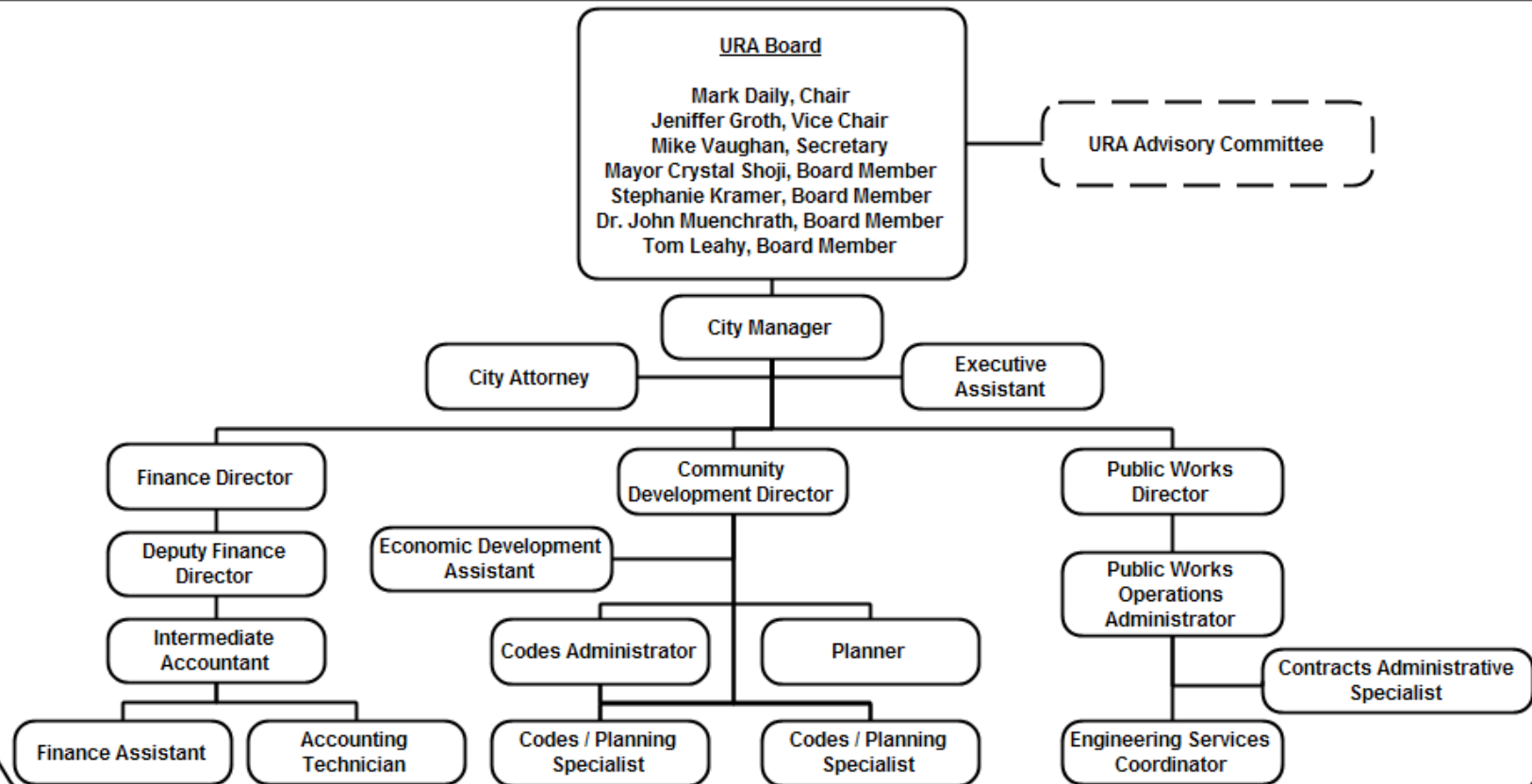
Empire District debt service:

- 2003 Project Bond refinanced in 2013. The bond maturity date is December 1, 2017

2014 Goals

1. Educate citizens on the purpose and activities of Urban Renewal
2. Continue to Support Restoration of the Egyptian Theatre
3. Complete Multi-Model Pathway Project on South Empire Blvd.
4. Complete Hwy 101 Fence / Sidewalk Project near the Downtown Boardwalk
5. Continue to Promote the Hollering Place Development.
6. Support and Fund the Façade Improvement Program.
7. Assist C-CAT with the proposed Bus Transit Station Project for Downtown.

**Coos Bay
Urban Renewal Agency**



**Coos Bay Urban Renewal Agency 2014-15 Budget
Urban Renewal Property - Excess Values**

	Actual 2011-2012	Actual 2012-2013	Actual 2013-2014	Projected 2014-2015
Coos County Assessor (Table 4b & 4c)				
Estimated Increase				0.25%
<u>Downtown (City URA) EXCESS</u>	<u>64,308,484</u>	<u>66,141,918</u>	<u>66,582,055</u>	<u>66,748,510</u>
Frozen Base: \$50,671,009				0.25%
<u>Empire (Empire URA) EXCESS</u>	<u>39,914,970</u>	<u>40,462,028</u>	<u>42,841,165</u>	<u>42,948,268</u>
Frozen Base: \$23,772,166				
TOTAL Excess Property Value	104,223,454	106,603,946	109,423,220	109,696,778
Total Frozen Base: \$74,443,175				

Urban Renewal Plans - Revenue from the Division of Taxes

	Actual 2011-2012	Actual 2012-2013	Actual 2013-2014	Projected 2014-2015
Coos County Assessor (Table 4F)				
Downtown	980,232	1,009,874	1,016,895	1,019,437
Empire	608,195	617,681	654,070	655,705
Total	<u>1,588,427</u>	<u>1,627,555</u>	<u>1,670,965</u>	<u>1,675,142</u>
	Actual 2011-2012	Actual 2012-2013	Projected 2013-2014	Projected 2014-2015
URA Audit Schedule				
Downtown (PLN1)	900,982	906,932	913,432	917,494
Delinquent	56,565	56,478	55,000	55,000
Total Downtown Tax Increment Financing	<u>957,547</u>	<u>963,410</u>	<u>968,432</u>	<u>972,494</u>
Empire (PLN2)	552,215	579,842	564,901	590,135
Delinquent	32,041	34,616	32,000	32,000
Total Empire Tax Increment Financing	<u>584,256</u>	<u>614,458</u>	<u>596,901</u>	<u>622,135</u>
TOTAL TIF (revenue) collected	1,541,803	1,577,868	1,565,333	1,594,629
Percentage Schedule (excess TIF)				
Downtown (PLN1)	1.40%	1.37%	1.37%	1.37%
Empire (PLN2)	1.38%	1.43%	1.32%	1.37%
Percentage Schedule (delinquent)				
Downtown (PLN1)	5.91%	5.86%	5.68%	5.66%
Empire (PLN2)	5.48%	5.63%	5.36%	5.14%

**Coos Bay Urban Renewal Agency 2014-15 Budget
Summary of Resources**

Actual 2011-2012	Actual 2012-2013	Adopted 2013-2014		Proposed 2014-2015
-----	-----	-----		-----
			OPERATING RESOURCES	
1,866,580	1,304,338	968,742	Downtown Special Revenue Fund	997,594
1,028,106	676,068	629,525	Empire Special Revenue Fund	652,185
23,215	23,344	23,310	Downtown Program Fund	191,780
432,352	434,765	434,600	Empire Program Fund	434,965
3,350,253	2,438,514	2,056,177	TOTAL OPERATING RESOURCES	2,276,524
			DEBT SERVICE RESOURCES	
1,529,764	1,061,204	739,776	Downtown Bond Fund	768,582
967,855	619,302	579,525	Empire Bond Fund	452,185
2,497,619	1,680,506	1,319,301	TOTAL DEBT SERVICE RESOURCES	1,220,767
			CAPITAL IMPROVEMENT RESOURCES	
2,935,246	2,465,655	2,551,136	Downtown Capital Projects Fund	1,642,806
1,471,508	1,515,349	1,100,580	Empire Capital Projects Fund	1,048,473
4,406,754	3,981,004	3,651,716	TOTAL CAPITAL IMPROV. RESOURCES	2,691,279
			RESERVE FUNDS RESOURCES	
665,720	699,076	681,689	Downtown Bond Reserve Fund	682,250
239,711	239,714	225,770	Empire Bond Reserve Fund	225,829
905,431	938,790	907,459	TOTAL RESERVE FUND RESOURCES	908,079
11,160,057	9,038,815	7,934,653	GRAND TOTAL ALL FUNDS RESOURCES	7,096,649
905,431	938,790	907,459	TOTAL RESERVE FUND RESOURCES	908,079
2,497,619	1,680,506	1,319,301	TOTAL DEBT SERVICE RESOURCES	1,220,767
7,757,007	6,419,519	5,707,893	ACTUAL UNDUPLICATED RESOURCES	4,967,803

**Coos Bay Urban Renewal Agency 2014-15 Budget
Summary of Expenditures**

Actual 2011-2012	Actual 2012-2013	Adopted 2013-2014		Proposed 2014-2015
-----	-----	-----		-----
			OPERATING EXPENDITURES	
1,866,580	1,304,338	968,742	Downtown Special Revenue Fund	997,594
1,028,106	676,068	629,525	Empire Special Revenue Fund	652,185
23,215	23,344	23,310	Downtown Program Fund	191,780
432,352	434,765	434,600	Empire Program Fund	434,965
3,350,253	2,438,515	2,056,177	TOTAL OPERATING EXPENDITURES	2,276,524
			DEBT SERVICE EXPENDITURES	
1,529,764	1,061,204	739,776	Downtown Bond Fund	768,582
967,855	619,302	579,525	Empire Bond Fund	452,185
2,497,619	1,680,506	1,319,301	TOTAL DEBT SERVICE EXPENDITURES	1,220,767
			CAPITAL IMPROVEMENT EXPENDITURES	
2,935,246	2,465,655	2,551,136	Downtown Capital Projects Fund	1,642,806
1,471,508	1,515,349	1,100,580	Empire Capital Projects Fund	1,048,473
4,406,754	3,981,004	3,651,716	TOTAL CAPITAL IMPROV. EXPENDITURES	2,691,279
			RESERVE FUNDS EXPENDITURES	
665,720	699,076	681,689	Downtown Bond Reserve Fund	682,250
239,711	239,714	225,770	Empire Bond Reserve Fund	225,829
905,431	938,790	907,459	TOTAL RESERVE FUND EXPENDITURES	908,079
11,160,057	9,038,815	7,934,653	GRAND TOTAL ALL FUNDS EXPENDITURES	7,096,649
905,431	938,790	907,459	TOTAL RESERVE FUND EXPENDITURES	908,079
2,497,619	1,680,506	1,319,301	TOTAL DEBT SERVICE EXPENDITURES	1,220,767
7,757,007	6,419,519	5,707,893	ACTUAL UNDUPLICATED EXPENDITURES	4,967,803

**Coos Bay Urban Renewal Agency 2014-15 Budget
Downtown Special Revenue Fund 51
Department 910**

Actual 2011-2012	Actual 2012-2013	Adopted 2013-2014	Acct. No.		RESOURCES (000)	Proposed 2014-2015
<u>903,222</u>	<u>337,850</u>	<u>260</u>	300	0100	CARRYOVER BALANCE	<u>25,000</u>
					PROPERTY TAXES	
900,982	906,932	913,432	310	0100	Current Property Taxes (Division of Taxes)	917,494
56,565	56,478	55,000	310	0200	Delinquent Property Taxes	55,000
<u>957,547</u>	<u>963,410</u>	<u>968,432</u>			Total Property Taxes	<u>972,494</u>
					USE OF MONEY AND PROPERTY	
5,811	3,078	50	350	0100	Interest	100
<u>5,811</u>	<u>3,078</u>	<u>50</u>			Total Use of Money & Property	<u>100</u>
<u>1,866,580</u>	<u>1,304,338</u>	<u>968,742</u>			Total Downtown Spec. Rev. Resources	<u>997,594</u>
					EXPENDITURES (910)	
					DEBT SERVICE	
0	0	230,000	530	3123	Urban Renewal Projects	230,000
<u>0</u>	<u>0</u>	<u>230,000</u>			Total Debt Service	<u>230,000</u>
					TRANSFERS	
0	1,046,215	0	550	5010	Transfers to Downtown Bond Reserve Fund	46
525,520	0	508,606	550	5010	Principal/Interest (2003A/2012) 1-24-03	508,760
173,560	0	173,120	550	5010	Principal/Interest VIC 2009	173,600
829,650	0	0	550	5010	Principal/Interest Du Jour 2012	0
0	0	57,016	550	5010	Principal/Interest Du Jour	85,188
0	33,356	0	550	5030	Transfer to DT Bond Reserve Fund	0
<u>1,528,730</u>	<u>1,079,571</u>	<u>738,742</u>			Total Transfers	<u>767,594</u>
<u>337,850</u>	<u>224,767</u>	<u>0</u>			Total Unappropriated Ending Fund Balance	<u>0</u>
<u>1,866,580</u>	<u>1,304,338</u>	<u>968,742</u>			Total Downtown Spec. Rev. Expend.	<u>997,594</u>

**Coos Bay Urban Renewal Agency 2014-15 Budget
Empire Special Revenue Fund 52
Department 915**

Actual 2011-2012	Actual 2012-2013	Adopted 2013-2014	Acct. No.			Proposed 2014-2015
441,104	60,251	32,524	300	0100	RESOURCES (000)	
					CARRYOVER BALANCE	30,000
					PROPERTY TAXES	
552,215	579,842	564,901	310	0100	Current Property Taxes (Division of Taxes)	590,135
32,040	34,616	32,000	310	0200	Delinquent Property Taxes	32,000
584,255	614,458	596,901			Total Property Taxes	622,135
					USE OF MONEY AND PROPERTY	
2,747	1,359	100	350	0100	Interest	50
2,747	1,359	100			Total Use of Money & Property	50
1,028,106	676,068	629,525			Total Empire Spec. Rev. Resources	652,185
					EXPENDITURES (915)	
					DEBT SERVICE	
0	0	50,000	530	3123	Urban Renewal Projects	200,000
0	0	50,000			Total Debt Service	200,000
					TRANSFERS	
239,714	612,937	225,808	550	5010	Transfer to Empire Bond Fund (2003/2012)	225,960
0	3	0	550	5011	Transfer to Empire Bond Reserve Fund (2003/2012)	0
728,141	0	0	550	5010	Transfer to Empire Bond Fund Du Jour 2012	0
0	0	353,717	550	5010	Transfer to Empire Bond Fund Du Jour	226,225
967,855	612,940	579,525			Total Transfers	452,185
60,251	63,128	0			Total Unappropriated Ending Fund Balance	0
1,028,106	676,068	629,525			Total Empire Spec. Rev. Expenditures	652,185

Coos Bay Urban Renewal Agency 2014-15 Budget
Empire Program Fund 53
Department 930

Actual 2011-2012	Actual 2012-2013	Adopted 2013-2014	Acct. No.			Proposed 2014-2015
<u>429,550</u>	<u>432,352</u>	<u>433,600</u>	300	0100		<u>434,765</u>
					RESOURCES (000)	
					CARRYOVER BALANCE	
					USE OF MONEY AND PROPERTY	
2,802	2,413	1,000	350	0100	Interest	200
<u>0</u>	<u>0</u>	<u>0</u>	350	0200	Lease Revenue	<u>0</u>
2,802	2,413	1,000			Total Use of Money & Property	<u>200</u>
					OTHER FINANCING SOURCES	
<u>0</u>	<u>0</u>	<u>0</u>	390	0500	Transfer from Empire Property Improvement	<u>0</u>
<u>0</u>	<u>0</u>	<u>0</u>			Total Other Financing Sources	<u>0</u>
<u>432,352</u>	<u>434,765</u>	<u>434,600</u>			Total Empire Program Resources	<u>434,965</u>
					EXPENDITURES (930)	
					MATERIALS AND SERVICES	
<u>0</u>	<u>0</u>	<u>0</u>	520	2108	Contractual	<u>0</u>
<u>0</u>	<u>0</u>	<u>0</u>			Total Materials and Services	<u>0</u>
					CAPITAL OUTLAY	
<u>0</u>	<u>0</u>	<u>200,000</u>	530	3123	Urban Renewal Projects	<u>200,000</u>
<u>0</u>	<u>0</u>	<u>200,000</u>			Total Capital Outlay	<u>200,000</u>
<u>432,352</u>	<u>434,765</u>	<u>234,600</u>	560	6002	Total Unappropriated Ending Fund Balance	<u>234,965</u>
<u>432,352</u>	<u>434,765</u>	<u>434,600</u>			Total Empire Program Expenditures	<u>434,965</u>

**Urban Renewal Agency of the City of Coos Bay 2014-15 Budget
Bond and Coupon Redemption**

Principal	Interest	Total	Series	Due Dates	
				Month	Day
				<u>2014</u>	
				December	
228,780	25,600	254,380	5 Downtown Bond Series 2003A/2012 mature 12/17		1
71,000	16,000	87,000	7 Downtown Visitor's Ctr Series 2009 mature 6/19		15
105,210	7,750	112,960	6 Empire Bond Series 2003A/2012 mature 12/17		1
				<u>2015</u>	
				June	
232,400	21,980	254,380	5 Downtown Bond Series 2003A/2012 mature 12/17		1
72,000	14,600	86,600	7 Downtown Visitor's Ctr Series 2009 mature 6/19		15
84,336	852	85,188	Downtown Du Jour Financing 2015		1
106,350	6,650	113,000	6 Empire Bond Series 2003A/2012 mature 12/17		1
223,963	2,262	226,225	Empire Du Jour Financing 2015		1
<u>1,124,039</u>	<u>95,694</u>	<u>1,219,733</u>	Total		
<u>688,516</u>	<u>79,032</u>	<u>767,548</u>	Downtown Bond Total		
<u>435,523</u>	<u>16,662</u>	<u>452,185</u>	Empire Bond Total		
<u>1,124,039</u>	<u>95,694</u>	<u>1,219,733</u>	Total Bond Payments		

**Coos Bay Urban Renewal Agency 2014-15 Budget
Downtown Bond Fund 54
Department 920**

Actual 2011-2012 ----- 1,034	Actual 2012-2013 ----- 1,034	Adopted 2013-2014 ----- 1,034	Acct. No.		RESOURCES (000)	Proposed 2014-2015 ----- 1,034
			300	0100	CARRYOVER BALANCE	
					USE OF MONEY AND PROPERTY	
0	0	0	350	0100	Interest	0
0	0	0			Total Use of Money and Property	0
					OTHER FINANCING SOURCES	
1,528,730	1,046,215	738,742	390	0100	Transfer from Downtown Spec. Rev. Fund	767,548
0	13,955	0	390	4000	Bond Proceeds	0
1,528,730	1,060,170	738,742			Total Other Financing Sources	767,548
1,529,764	1,061,204	739,776			Total Downtown Bond Revenue	768,582
					EXPENDITURES (920)	
					DEBT SERVICE	
396,096	432,929	447,358	540	4001	Principal (Series 2003A/2012) 1-24-03	461,180
129,424	98,102	61,248	540	4002	Interest (Series 2003A/2012) 1-24-03	47,580
127,000	131,847	137,020	540	4003	Principal VIC (Series 2009) 8-29-09	143,000
46,560	41,428	36,100	540	4004	Interest VIC (Series 2009) 8-28-09	30,600
829,581	0	0	540	4007	Principal Du Jour 2012	0
69	0	0	540	4008	Interest Du Jour 2012	0
0	355,834	56,446	540	4009	Principal Du Jour	84,336
0	30	570	540	4010	Interest Du Jour	852
1,528,730	1,060,170	738,742			Total Debt Service	767,548
1,034	1,034	1,034	560	6002	Total Unappropriated Ending Fund Balance	1,034
1,529,764	1,061,204	739,776			Total Downtown Bond Expenditures	768,582

Coos Bay Urban Renewal Agency 2014-15 Budget
Empire Bond Fund 55
Department 925

Actual 2011-2012	Actual 2012-2013	Adopted 2013-2014	Acct. No.			Proposed 2014-2015
<u>0</u>	<u>0</u>	<u>0</u>	300	0100	RESOURCES (000)	<u>0</u>
					CARRYOVER BALANCE	
					USE OF MONEY AND PROPERTY	
0	0	0	350	0100	Interest	0
<u>0</u>	<u>0</u>	<u>0</u>			Total Use of Money and Property	<u>0</u>
					OTHER FINANCING SOURCES	
967,855	612,937	579,525	390	0200	Transfer From Empire Special Revenue	452,185
0	6,366		390	4000	Bond Proceeds	0
<u>967,855</u>	<u>619,302</u>	<u>579,525</u>			Total Other Financing Sources	<u>452,185</u>
<u>967,855</u>	<u>619,302</u>	<u>579,525</u>			Total Empire Bond Revenue	<u>452,185</u>
					EXPENDITURES (925)	
					DEBT SERVICE	
180,676	198,387	207,237	540	4001	Principal (Series 2003A/2012) 1-24-03	211,560
59,035	40,746	18,571	540	4002	Interest (Series 2003A/2012) 1-24-03	14,400
728,083	0	0	540	4006	Principal Du Jour 2012	0
61	0	0	540	4007	Interest Du Jour 2012	0
0	380,137	350,180	540	4008	Principal Du Jour	223,963
0	32	3,537	540	4009	Interest Du Jour	2,262
<u>967,855</u>	<u>619,302</u>	<u>579,525</u>			Total Debt Service	<u>452,185</u>
<u>0</u>	<u>0</u>	<u>0</u>			Total Unappropriated Ending Fund Balance	<u>0</u>
<u>967,855</u>	<u>619,302</u>	<u>579,525</u>			Total Empire Bond Expense	<u>452,185</u>

**Coos Bay Urban Renewal Agency 2014-15 Budget
Downtown Program Fund 56
Department 935**

Actual 2011-2012 ----- 23,064	Actual 2012-2013 ----- 23,215	Adopted 2013-2014 ----- 23,300	Acct. No.			Proposed 2014-2015 ----- 41,780
			300	0100	RESOURCES (000)	
					CARRYOVER BALANCE	
					USE OF MONEY AND PROPERTY	
151	129	10	350	0100	Interest	0
0	0	0	350	0200	Lease Revenue	0
<u>151</u>	<u>129</u>	<u>10</u>			Total Use of Money & Property	<u>0</u>
					USE OF MONEY AND PROPERTY	
0	0	0	380	0500	Property Sales	150,000
<u>0</u>	<u>0</u>	<u>0</u>			Total Use of Money and Property	<u>150,000</u>
<u>23,215</u>	<u>23,344</u>	<u>23,310</u>			Total Downtown Program Resources	<u>191,780</u>
					EXPENDITURES (935)	
					MATERIALS AND SERVICES	
0	0	0	520	2108	Contractual	0
<u>0</u>	<u>0</u>	<u>0</u>			Total Materials and Services	<u>0</u>
					CAPITAL OUTLAY	
0	0	0	530	3122	Downtown Parking Capital	18,436
0	0	23,310	530	3123	Urban Renewal Projects	173,344
<u>0</u>	<u>0</u>	<u>23,310</u>			Total Capital Outlay	<u>191,780</u>
<u>23,215</u>	<u>23,344</u>	<u>0</u>			Total Unappropriated Ending Fund Balance	<u>0</u>
<u>23,215</u>	<u>23,344</u>	<u>23,310</u>			Total Downtown Program Expenditures	<u>191,780</u>

**Coos Bay Urban Renewal Agency 2014-15 Budget
Downtown Capital Projects Fund 57**

Actual 2011-2012	Actual 2012-2013	Adopted 2013-2014	Acct. No.		RESOURCES (000)	Proposed 2014-2015
<u>2,055,396</u>	<u>1,560,312</u>	<u>1,200,000</u>	300	0100	CARRYOVER BALANCE	<u>738,710</u>
					USE OF MONEY AND PROPERTY	
14,146	8,979	1,000	350	0100	Interest	500
<u>14,146</u>	<u>8,979</u>	<u>1,000</u>			Total Use of Money & Property	<u>500</u>
					OTHER REVENUE	
0	60,000	60,000	370	0310	City Hall Seismic Principal Payment	60,000
0	6,000	5,400	370	0320	City Hall Seismic Interest Payment	4,800
10,904	46,002	75,500	380	0100	Misc Revenue	0
0	147,191	49,250	380	0301	OR State Marine Board Grant/ODFW	0
0	0	350,000	380	0330	Downtown Bus Transfer Station Grant	554,460
0	184,400	150,000	380	0500	Egyptian Theatre Restoration (ETPA)	40,000
0	40,000	600,000	380	0600	ETPA Received Grants	160,000
<u>25,219</u>	<u>27,804</u>	<u>3,540</u>	380	1100	DSL Historical Land Reimbursement	<u>0</u>
<u>36,123</u>	<u>511,396</u>	<u>1,293,690</u>			Total Other Revenue	<u>819,260</u>
					OTHER FINANCING SOURCES	
0	12,262	0	390	4000	Bond Proceeds	0
0	16,872	0	390	4001	Transfer from Dtn Bond Reserve Fund	0
829,581	0	0	390	4005	Bond Proceeds-URA Du Jour	0
<u>0</u>	<u>355,834</u>	<u>56,446</u>	390	4006	Bond Proceeds-URA Du Jour	<u>84,336</u>
<u>829,581</u>	<u>384,968</u>	<u>56,446</u>			Total Other Financing Sources	<u>84,336</u>
<u>2,935,246</u>	<u>2,465,655</u>	<u>2,551,136</u>			Total Downtown Capital Projects Resources	<u>1,642,806</u>

**Coos Bay Urban Renewal Agency 2014-15 Budget
Downtown Capital Projects Fund 57
Department 940**

Actual 2011-2012	Actual 2012-2013	Adopted 2013-2014	Acct. No.		Proposed 2014-2015
				<u>EXPENDITURES (940)</u>	
				MATERIALS AND SERVICES	
15,237	110,465	195,000	520 2108	Contractual	56,000
163,469	197,237	123,737	520 2414	Agency Management	125,096
0	97,966	150,000	520 2415	Façade Program	100,000
0	29,146	0	520 2501	Bond Issuance Costs	0
<u>178,706</u>	<u>434,814</u>	<u>468,737</u>		Total Materials and Services	<u>281,096</u>
				CAPITAL OUTLAY	
29,303	0	0	530 3104	Traffic Circulation/Implementation	0
50,000	0	82,000	530 3108	Hwy 101 Sidewalk Project	132,000
52,279	0	0	530 3113	Façade Program	0
9,468	17,567	0	530 3115	Lockhart Building	0
11,977	0	0	530 3118	Library Remodel Project	0
0	0	388,970	530 3123	Urban Renewal Projects	105,202
1,500	0	0	530 3130	Central Dock	0
4,331	0	0	530 3132	Fire Station	0
0	13,126	0	530 3133	Egyptian Theatre	70,000
464	18,400	0	530 3135	Art Museum	0
61,334	1,405	0	530 3138	Historical Land Fill	0
48,846	46,451	0	530 3140	City Hall Seismic Other Services	0
22,031	151,457	49,250	530 3141	Eastside Boat Ramp	0
304,695	25,305	0	530 3142	City Hall Seismic Grant Match	0
0	0	350,000	530 3143	Downtown Bus Transfer Station	554,460
0	420	0	530 3144	2nd Court	0
0	0	750,000	530 3145	Egyptian Theatre Restoration (ETPA)	200,000
<u>596,228</u>	<u>274,132</u>	<u>1,620,220</u>		Total Capital Outlay	<u>1,061,662</u>
600,000	0	0	555 1001	Downtown Special Payments	0
<u>600,000</u>	<u>0</u>	<u>0</u>		Total Special Payments	<u>0</u>
<u>1,560,312</u>	<u>1,756,710</u>	<u>462,179</u>	560 6002	Total Unappropriated Ending Fund Balance	<u>300,048</u>
<u>2,935,246</u>	<u>2,465,655</u>	<u>2,551,136</u>		Total Downtown Capital Projects Expenditures	<u>1,642,806</u>

**Coos Bay Urban Renewal Agency 2014-15 Budget
Empire Capital Projects Fund 58**

Actual 2011-2012	Actual 2012-2013	Adopted 2013-2014	Acct. No.		RESOURCES (000)	Proposed 2014-2015
735,691	1,111,521	750,000	300	0100	CARRYOVER BALANCE	824,110
					USE OF MONEY AND PROPERTY	
5,307	5,622	400	350	0100	Interest	400
5,307	5,622	400			Total Use of Money & Property	400
					OTHER REVENUE	
0	0	0	340	0301	OR State Marine Board Grant	0
0	0	0			Total Other Revenue	0
					OTHER FINANCING SOURCES	
2,427	0	0	380	0100	Misc Revenue	0
0	4,185	0	390	4000	Bond Proceeds-URA Du Jour	0
728,083	0	0	390	4001	Bond Proceeds-URA Du Jour	0
0	380,137	350,180	390	4002	Bond Proceeds-URA Du Jour	223,963
0	13,884	0	390	4003	Transfer from Empire Bond Reserve Fund	0
730,510	398,206	350,180			Total Other Financing Sources	223,963
1,471,508	1,515,349	1,100,580			Total Empire Capital Projects Resources	1,048,473

**Coos Bay Urban Renewal Agency 2014-15 Budget
Empire Capital Projects Fund 58
Department 945**

Actual 2011-2012	Actual 2012-2013	Adopted 2013-2014	Acct. No.		EXPENDITURES (945)	Proposed 2014-2015
					MATERIALS AND SERVICES	
(4,490)	550	41,000	520	2108	Contractual	41,000
100,191	120,887	201,887	520	2414	Agency Management	204,103
0	0	75,000	520	2415	Façade Program	75,000
0	18,082	0	520	2501	Bond Issuance Costs	0
95,701	139,519	317,887			Total Materials and Services	320,103
					CAPITAL OUTLAY	
16,400	389	0	530	3108	Hollering Place Wayside	0
12,267	577	0	530	3109	Newmark Widening/Wetlands	0
0	0	0	530	3112	Hollering Place Project	0
50,375	0	0	530	3115	Boat Building Project	0
80,512	143,100	456,900	530	3117	Empire Sidewalk Project - Phase 1	616,900
1,500	0	160,000	530	3120	Empire Sidewalk Project - Phase 2	0
3,501	0	0	530	3119	West Newmark Traffic Study	0
0	0	85,637	530	3123	Urban Renewal Projects	61,390
99,731	3,054	0	530	3124	Dolphin Players Theatre project	0
264,286	147,120	702,537			Total Capital Outlay	678,290
1,111,521	1,228,710	80,156	560	6002	Total Unappropriated Ending Fund Balance	50,080
1,471,508	1,515,349	1,100,580			Total Empire Capital Projects Expenditure	1,048,473

**Coos Bay Urban Renewal Agency 2014-15 Budget
Downtown Bond Reserve Fund 60
Department 950**

Actual 2011-2012	Actual 2012-2013	Adopted 2013-2014	Acct. No.			Proposed 2014-2015
<u>665,720</u>	<u>665,720</u>	<u>681,689</u>	300	0100	<u>RESOURCES (000)</u>	<u>682,204</u>
					CARRYOVER BALANCE	
					USE OF MONEY AND PROPERTY	
<u>0</u>	<u>0</u>	<u>0</u>	350	0100	Interest	<u>0</u>
<u>0</u>	<u>0</u>	<u>0</u>			Total Use of Money and Property	<u>0</u>
					OTHER FINANCING SOURCES	
<u>0</u>	<u>33,356</u>	<u>0</u>	390	3000	Trnsfr from Downtown Special Revenue	<u>46</u>
<u>0</u>	<u>33,356</u>	<u>0</u>			Total Other Financing Sources	<u>46</u>
<u>665,720</u>	<u>699,076</u>	<u>681,689</u>			Total Downtown Bond Reserve Revenue	<u>682,250</u>
					<u>EXPENDITURES (950)</u>	
<u>0</u>	<u>16,872</u>	<u>0</u>	550	5008	Transfer to Downtown Capital Projects	<u>0</u>
<u>0</u>	<u>0</u>	<u>508,569</u>	560	6004	Bond Reserves (2003A/2012) 1-24-03	<u>508,650</u>
<u>0</u>	<u>0</u>	<u>173,120</u>	560	6004	Bond Reserves (2009) 8-28-09	<u>173,600</u>
<u>0</u>	<u>16,872</u>	<u>681,689</u>			Total Reserve for Future Expenditures	<u>682,250</u>
<u>665,720</u>	<u>682,204</u>	<u>0</u>			Total Unappropriated Ending Fund Balance	<u>0</u>
<u>665,720</u>	<u>699,076</u>	<u>681,689</u>			Total Downtown Bond Reserve Expense for Future Expenditures	<u>682,250</u>

**Coos Bay Urban Renewal Agency 2014-15 Budget
Empire Bond Reserve Fund 61
Department 955**

Actual 2011-2012	Actual 2012-2013	Adopted 2013-2014	Acct. No.			Proposed 2014-2015
<u>239,711</u>	<u>239,711</u>	<u>225,770</u>	300	0100	RESOURCES (000) CARRYOVER BALANCE	<u>225,829</u>
					USE OF MONEY AND PROPERTY	
<u>0</u>	<u>0</u>	<u>0</u>	350	0100	Interest	<u>0</u>
<u>0</u>	<u>0</u>	<u>0</u>			Total Use of Money and Property	<u>0</u>
					OTHER FINANCING SOURCES	
<u>0</u>	<u>3</u>	<u>0</u>	390	0300	Trnsfr from Empire Special Revenue	<u>0</u>
<u>0</u>	<u>3</u>	<u>0</u>			Total Other Financing Sources	<u>0</u>
<u>239,711</u>	<u>239,714</u>	<u>225,770</u>			Total Empire Bond Reserve Revenue	<u>225,829</u>
					EXPENDITURES (955)	
<u>0</u>	<u>13,885</u>	<u>0</u>	550	5008	Transfer to Empire Capital Projects	<u>0</u>
<u>0</u>	<u>0</u>	<u>225,770</u>	560	6004	Bond Reserve (2003A/2012)	<u>225,829</u>
<u>0</u>	<u>13,885</u>	<u>225,770</u>			Total Reserve for Future Expenditures	<u>225,829</u>
<u>239,711</u>	<u>225,829</u>	<u>0</u>			Total Unappropriated Ending Fund Balance	<u>0</u>
<u>239,711</u>	<u>239,714</u>	<u>225,770</u>			Total Empire Bond Reserve Expense for Future Expenditures	<u>225,829</u>
11,160,057	9,038,815	7,934,653			TOTAL OF ALL FUNDS	7,096,649

City of Coos Bay Budget Acronyms

ADA	Americans with Disabilities Act	NEPA	National Environmental Policy Act
AFSCME	American Federal State County Municipal Employees	NPDES	National Pollution Discharge Elimination System
AIRS	Area Information Regional System	OCDBG	Oregon Community Development Block grant
BM	Ballot Measure	OCMA	Oregon Coast Music Association
CAM	Coos Art Museum	OCZMA	Oregon Coastal Zone Management Association
CCAT	Coos County Area Transit	ODDA	Oregon Downtown Development Association
CMI	Custom Micro Inc.	ODOT	Oregon Department of Transportation
COLA	Cost of Living Adjustment	OEDD	Oregon Economic Development Department
CPI	Consumer Price Index	OMI	Operations Management International
DARE	Drug and Alcohol Resistance Education	ORS	Oregon Revised Statutes
DEQ	Department of Environmental Quality	OSP	Oregon State Prevention Grant
DSL	Division of State Lands	PERS	Public Employees Retirement System
DUII	Driving Under the Influence of Intoxicants	RSVP	Retired Senior Volunteer Program
ELCB	Empire Lakes Community Building	SCBEC	South Coast Business Employment Corporation
FEMA	Federal Emergency Management Agency	SCDC	South Coast Development Council
FTE	Full Time Employee	SCINT	South Coast Interagency narcotics Team
FY	Fiscal Year – July 1 st through June 30 th	SDC	System Development Charge
G.O. Bonds	General Obligation Bonds	SMART	Start Making a reader today
LB	Local Budget	SWOYA	Southwestern Oregon Youth Activities (Boys and Girls Club)
LCDC	Land Conservation and Development Commission	SARA	Survey Analyze review Assess (Community Policing term)
LDO	Land Development Ordinance	SRO	School Resource Officer
LEDS	Law Enforcement Data Systems	STIP	State Transportation Improvement Program
LEED	Leadership Energy Environmental Design	The House	Temporary Help in Emergency House
LGPI	Local Government Personnel Institute	UGB	Urban Growth Boundary
LID	Local Improvement District	URA	Urban Renewal Agency
LOC	League of Oregon Cities	WW	Wastewater
LUBA	Land Use Board of Appeals		
MOA	Mutual Order Agreement		
MOU	Memorandum of Understanding		