

Urban Renewal Agency of the City of Coos Bay



**Budget Committee Approved Budget
FY 2013/2014**

City of Coos Bay Urban Renewal Agency

Fiscal Year 2013/2014

Budget Committee

Agency Board Members

Gene Melton, Chair
Mark Daily, Vice-Chair
Mike Vaughan, Secretary
Jennifer Groth
Stephanie Kramer
John Muenchrath
Crystal Shoji

Citizen Lay Members

Brian Bowers
Peter Cooley
Lucinda DiNovo
Howard Forte
Philip Marler
Roy Metzger
Colin Myatt

Administrative Staff

City Manager, Rodger Craddock
Finance Director, Susanne Baker
Fire Chief, Stan Gibson
Library Director, Samantha Pierson
Police Chief, Gary McCullough
PW & Dev. Director Jim Hossley

CITY OF COOS BAY URBAN RENEWAL AGENCY BUDGET MESSAGE FY 2013-2014

To the Honorable Chair Gene Melton, Members of the Urban Renewal Agency (URA), Citizen Members of the Budget Committee, and citizens of Coos Bay, Oregon it is my honor and pleasure to submit the URA's FY 2013-2014 budget.

The proposed URA annual budget for fiscal year 2013-2014 has been prepared pursuant to Oregon Local Budget Law and presents my recommendations as budget officer, but incorporates the cooperative efforts of the City's management team.

There are two separate and distinct urban renewal districts in Coos Bay: the Downtown District and the Empire District. Both districts are financially sound with sustainable resources needed to undertake economic development and infrastructure projects that benefit the entire Bay Area.

Urban renewal agencies are different from taxing districts in that they do not have permanent rates and raise revenue primarily through tax increment financing (TIF). When an urban renewal plan is created, the value of the property within its boundaries is locked in time, or frozen. The agency then raises revenue in subsequent years from any value growth above the frozen amount; this value growth is referred to as the increment. The tax rate used to calculate taxes imposed for the urban renewal plan is the consolidated tax rate for the taxing districts within the geographic boundaries of the plan. These urban renewal taxes, referred to as "tax off the increment", are calculated as the consolidated tax rate times the value of the increment.

Under certain circumstances, urban renewal agencies like Coos Bay URA, are allowed to raise additional revenue beyond what they raise off their increment via special levies. Starting in 1997-98, if an existing urban renewal plan received less revenue off its

increment under Measure 50 than what it would have received under pre-Measure 50 tax system, the agency can impose a special levy to make up for the difference. Up to this date neither URA has elected to impose the urban renewal special levy nor does this budget include or recommend that the Agency impose any portion of the Special Levy.

In past years, pursuant to ORS 457.435(2), the City of Coos Bay selected "Option 1" [ORS 457.435(2)(a)] as the method to be used in collecting urban renewal property taxes. As such, the "Special Levy" is an option for collecting the "division of tax" (property tax) or "tax increment financing (TIF)" for both Coos Bay's Urban Renewal Plans. However, as was listed above the Urban Renewal Agency (URA) has never elected to impose this citywide levy against all the taxable property in the City but rather has elected to collect only those dollars accruing within the separate plans (districts) per Ballot Measure 50 "division of taxes" allocation.

The accounting for each of the two districts is organized into five basic funds: Special Revenue Fund, Program Fund, Bond Fund, Bond Reserve Fund, and Capital Project Fund.

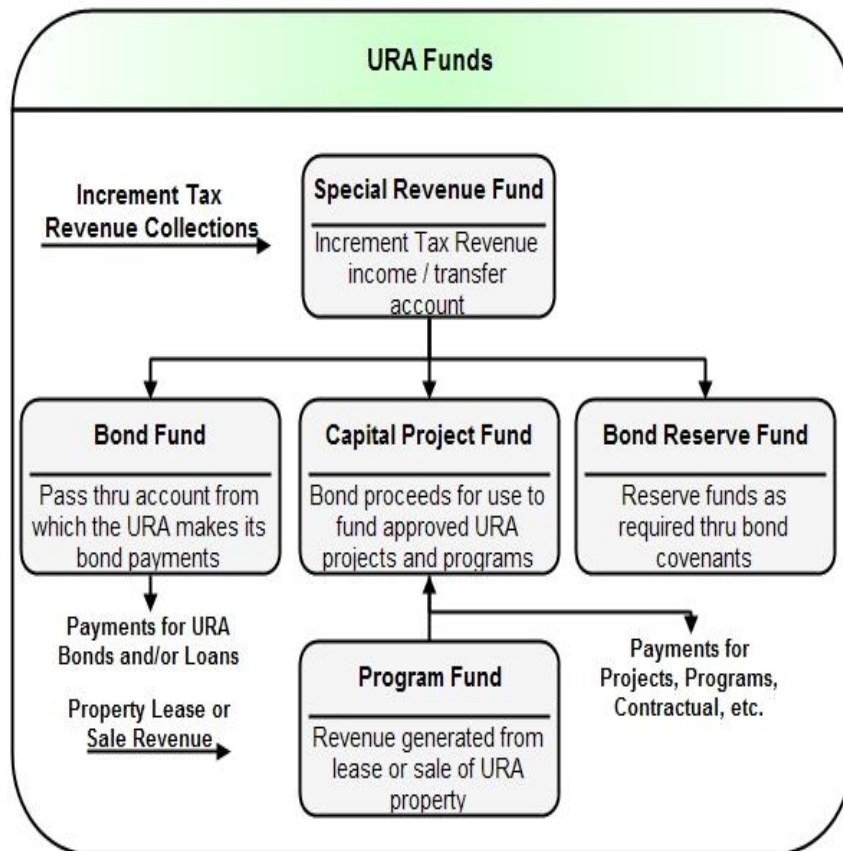
The **Special Revenue Fund** serves to receive incoming tax increment revenue and to transfer budgeted funds to the Bond Fund, Bond Reserve Fund, and the Capital Project Fund (after tax increment revenue is converted into debt proceeds).

The **Bond Fund** acts as a pass thru account from which the URA makes its bond and/or loan payments.

The **Bond Reserve Fund** acts as a reserve account where funds are maintained as required by bond covenants.

The **Capital Project Fund** accepts bond proceeds which are used to fund approved URA projects and programs.

The **Program Fund** accepts revenue generated through the lease or sale of URA property and those revenues can be transferred into their respective Capital Project Fund to be used for URA projects and programs.



The budget includes revenue from the repayment of the Downtown Urban Renewal District loan to the City of Coos Bay

for the City Hall Seismic project. The loan was for \$600,000 at 1% interest for ten years (matures Dec. 1, 2021).

I am recommending that the Budget Committee not consider imposition of some “fraction of” but rather approve 100% of the amount from the “division of taxes” and also not collect a citywide urban renewal “special levy” which can be imposed at the maximum rate of \$1.97 per \$1,000 of assessed valuation or some fraction thereof. The actual breakdown is as follows:

Downtown: \$1.29 per \$1,000 of assessed valuation
 Empire: \$0.68 per \$1,000 of assessed valuation

New estimated “division of taxes” revenues for FY 2013-14 for Downtown and Empire districts are respectively \$968,432 and \$596,901.

It is my recommendation that the FY 2013- 2014 Urban Renewal Agency budget be balanced without authorizing the imposition of a fraction of the Special Levy option.

Respectfully submitted,

Rodger
 City Manager
 Urban Renewal Budget Officer

April 4, 2013

URBAN RENEWAL AGENCY

Program Description

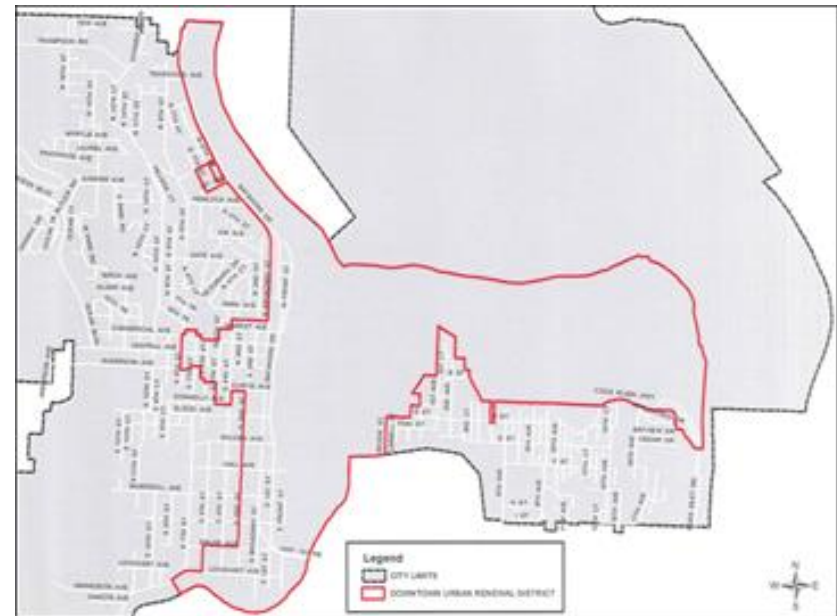
The intent of urban renewal is to improve specific areas of a city that are poorly developed or underdeveloped, eliminate blight and improve conditions to encourage economic development.

The City of Coos Bay created an urban renewal district in the central downtown core area in 1968. The district extended from the bay on the east to 4th Street on the west and from Commercial Avenue on the north to Curtis Avenue on the south. The district's projects consisted of elimination of traffic on Central Avenue from Highway 101 to 4th Street and the creation of a pedestrian mall, undergrounding of many utilities within the district, property acquisition to create parking lots and remove blighted structures, and canopied walkways to connect parking lots and other district areas with the pedestrian mall. The projects were completed in the early 1970s. The district ceased tax increment revenue financing in 1984 and the district ended in 1989.

Currently the Urban Renewal Agency administers two separate urban renewal districts. The Downtown District was formed in 1988 and is 1,298.3 acres in size. The Downtown District includes the shopping district and the upper portion of the bay. The Empire District was formed in 1995 and is 271.3 acres in size and includes a business district and the lower portion of the bay.

The Downtown District begins at the north city limits and runs between the navigation channel and Highway 101 south and southeast toward the city's core area. The district's boundaries

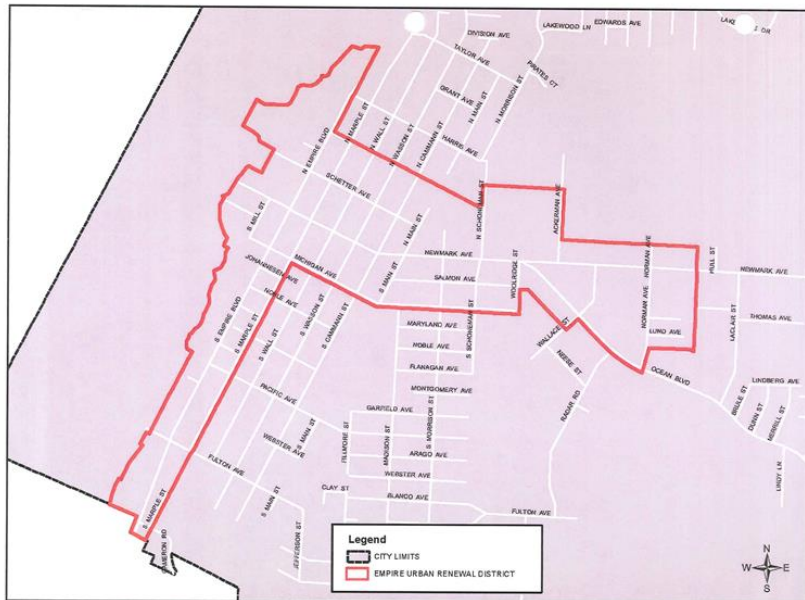
proceed south until they come nearly in line with the industrial property located in Eastside. The eastern boundary then turns east to include the industrial-commercial lands in the Eastside area. The westerly boundary proceeds west to include the downtown core area which was a part of the first Urban Renewal Plan and also includes several blocks of transportation corridor immediately west of the core area. The eastern and western urban renewal area boundaries begin to come together in the southern portion of the city and extend to the south city limits along Coalbank Slough.



The Downtown Plan classifies potential urban renewal projects in three general, broad categories:

- Waterfront Development
- Core Area Revitalization
- Streets and Infrastructure

The Empire District in general borders the bayfront adjacent to Empire Blvd from Wisconsin Avenue north to the shoreline. At the intersection of Empire Blvd and Newmark Avenue, east on either side of Newmark Avenue to the intersection with Ocean Blvd, east to the property line between Norman Avenue and LaClair Street.



The objectives of the Empire Plan are to improve the function, condition, and appearance of the urban renewal area and eliminate existing blight. Project categories:

- Waterfront Development
- Empire Blvd and Bayfront Improvements
- Improve Primary Commercial Area

Debt Service

Downtown District debt service:

- 2003 Project Bond, refinanced in 2013. The bond maturity date is December 1, 2017
- 2009 VIC Bond. The bond maturity date is June 15, 2017

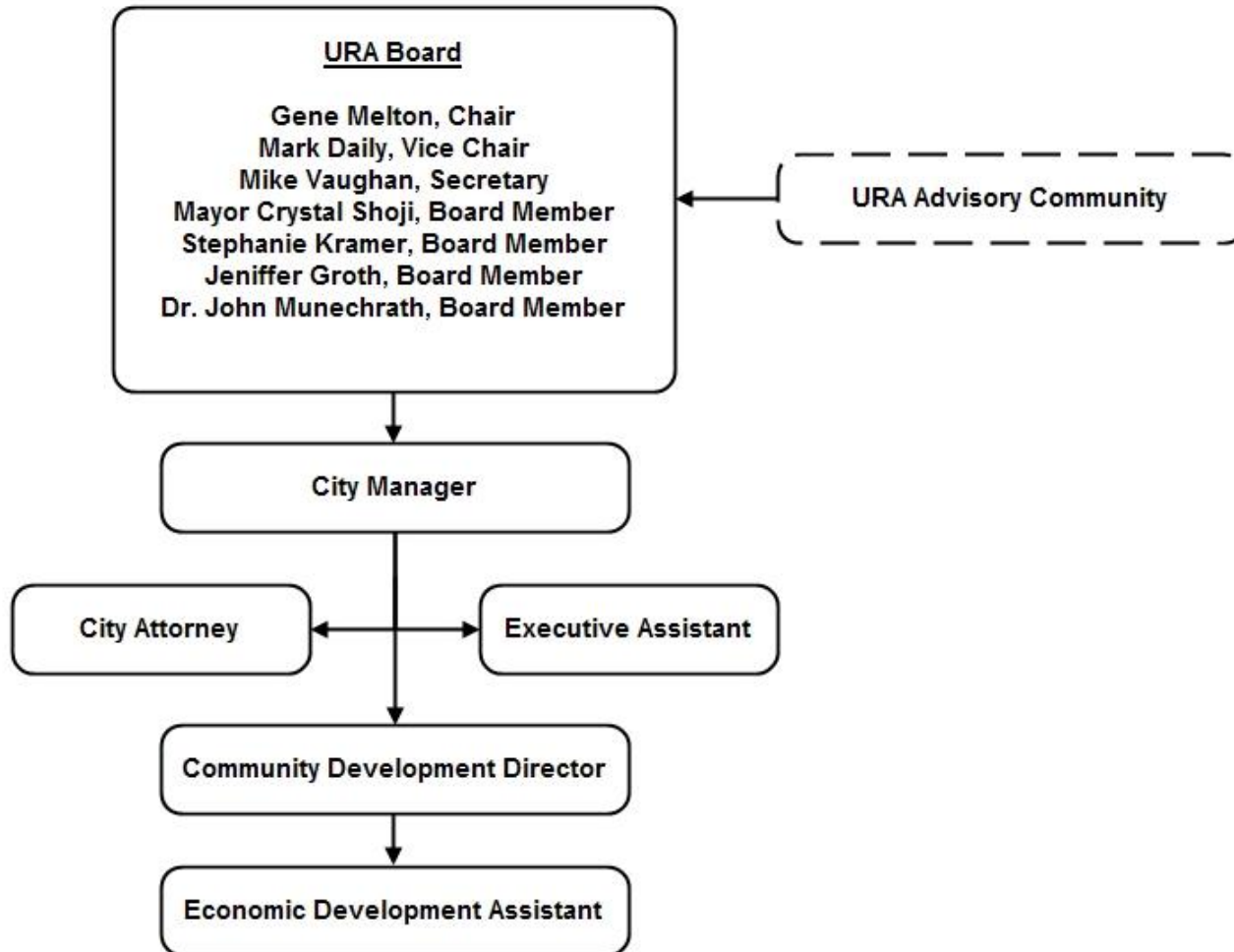
Empire District debt service:

- 2003 Project Bond, refinanced in 2013. The bond maturity date is December 1, 2017

2013-2014 Goals

1. Educate citizens on the purpose and activities of Urban Renewal
2. Continue to Support Restoration of the Egyptian Theatre
3. Complete of Multi-Model Pathway Project on South Empire Blvd.
4. Complete Hwy 101 Fence / Sidewalk Project near the Downtown Boardwalk
5. Continue to Promote the Hollering Place Development.
6. Support and Fund the Façade Improvement Program.
7. Assist CCCAT with the proposed Bus Transit Station Project for Downtown.

Urban Renewal Agency



**Coos Bay Urban Renewal Agency 2013-14 Budget
Urban Renewal Property - Excess Values**

	Actual 2010-2011	Actual 2011-2012	Actual 2012-2013	Projected 2013-2014
Coos County Assessor (Table 4b & 4c)				
Estimated Increase				0.50%
<u>Downtown (City URA) EXCESS</u>	<u>63,075,235</u>	<u>64,308,484</u>	<u>66,141,918</u>	<u>66,472,628</u>
Frozen Base: \$50,671,009				0.50%
<u>Empire (Empire URA) EXCESS</u>	<u>36,937,071</u>	<u>39,914,970</u>	<u>40,462,028</u>	<u>40,664,338</u>
Frozen Base: \$23,772,166				
TOTAL Excess Property Value	100,012,306	104,223,454	106,603,946	107,136,966
Total Frozen Base: \$74,443,175				

Urban Renewal Plans - Revenue from the Division of Taxes

	Actual 2010-2011	Actual 2011-2012	Actual 2012-2013	Projected 2013-2014
Coos County Assessor (Table 4F)				
Downtown	1,001,566	980,232	1,009,874	1,014,923
Empire	586,395	608,195	617,681	620,769
Total	1,587,961	1,588,427	1,627,555	1,635,693
URA Audit Schedule				
Downtown (PLN1)	915,678	900,982	908,455	913,432
Delinquent	74,616	56,565	63,315	55,000
Total Downtown Tax Increment Financing	990,294	957,547	971,770	968,432
Empire (PLN2)	536,109	552,215	559,692	564,901
Delinquent	39,203	32,041	32,367	32,000
Total Empire Tax Increment Financing	575,312	584,256	592,059	596,901
TOTAL TIF (revenue) collected	1,565,606	1,541,803	1,563,829	1,565,333
Percentage Schedule (excess TIF)				
Downtown (PLN1)	1.45%	1.40%	1.37%	1.37%
Empire (PLN2)	1.45%	1.38%	1.38%	1.39%
Percentage Schedule (delinquent)				
Downtown (PLN1)	7.53%	5.91%	6.52%	5.68%
Empire (PLN2)	6.81%	5.48%	5.47%	5.36%

**Coos Bay Urban Renewal Agency 2013-14 Budget
Summary of Resources**

Actual 2010-2011	Actual 2011-2012	Adopted 2012-2013		Proposed 2013-2014	Committee Approved 2013-2014
<u>-----</u>	<u>-----</u>	<u>-----</u>		<u>-----</u>	<u>-----</u>
			OPERATING RESOURCES		
3,102,544	1,866,580	1,310,360	Downtown Special Revenue Fund	968,742	968,742
1,475,815	1,028,106	619,886	Empire Special Revenue Fund	629,525	629,525
23,064	23,215	23,825	Downtown Program Fund	23,310	23,310
<u>429,550</u>	<u>432,352</u>	<u>443,326</u>	Empire Program Fund	<u>434,600</u>	<u>434,600</u>
5,030,973	3,350,253	2,397,397	TOTAL OPERATING RESOURCES	2,056,177	2,056,177
			DEBT SERVICE RESOURCES		
2,199,322	1,529,764	1,055,974	Downtown Bond Fund	739,776	739,776
<u>1,034,711</u>	<u>967,855</u>	<u>619,883</u>	Empire Bond Fund	<u>579,525</u>	<u>579,525</u>
3,234,033	2,497,619	1,675,857	TOTAL DEBT SERVICE RESOURCES	1,319,301	1,319,301
			CAPITAL IMPROVEMENT RESOURCES		
3,214,924	2,935,246	2,288,512	Downtown Capital Projects Fund	2,461,886	2,461,886
<u>1,120,163</u>	<u>1,471,508</u>	<u>4,559,356</u>	Empire Capital Projects Fund	<u>1,100,580</u>	<u>1,100,580</u>
4,335,087	4,406,754	6,847,868	TOTAL CAPITAL IMPROV. RESOURCES	3,562,466	3,562,466
			RESERVE FUNDS RESOURCES		
665,720	665,720	699,076	Downtown Bond Reserve Fund	681,689	681,689
<u>239,711</u>	<u>239,711</u>	<u>239,714</u>	Empire Bond Reserve Fund	<u>225,770</u>	<u>225,770</u>
905,431	905,431	938,790	TOTAL RESERVE FUND RESOURCES	907,459	907,459
<u>13,505,524</u>	<u>11,160,057</u>	<u>11,859,912</u>	GRAND TOTAL ALL FUNDS RESOURCES	<u>7,845,403</u>	<u>7,845,403</u>
905,431	905,431	938,790	TOTAL RESERVE FUND RESOURCES	907,459	907,459
3,234,033	2,497,619	1,675,857	TOTAL DEBT SERVICE RESOURCES	1,319,301	1,319,301
<u>9,366,060</u>	<u>7,757,007</u>	<u>9,245,265</u>	ACTUAL UNDUPLICATED RESOURCES	<u>5,618,643</u>	<u>5,618,643</u>

**Coos Bay Urban Renewal Agency 2013-14 Budget
Summary of Expenditures**

Actual 2010-2011	Actual 2011-2012	Adopted 2012-2013		Proposed 2013-2014	Committee Approved 2013-2014
<u>-----</u>	<u>-----</u>	<u>-----</u>		<u>-----</u>	<u>-----</u>
			OPERATING EXPENDITURES		
3,102,544	1,866,580	1,310,360	Downtown Special Revenue Fund	968,742	968,742
1,475,815	1,028,106	619,886	Empire Special Revenue Fund	629,525	629,525
23,064	23,215	23,825	Downtown Program Fund	23,310	23,310
429,550	432,352	443,326	Empire Program Fund	434,600	434,600
5,030,973	3,350,253	2,397,397	TOTAL OPERATING EXPENDITURES	2,056,177	2,056,177
			DEBT SERVICE EXPENDITURES		
2,199,322	1,529,764	1,055,974	Downtown Bond Fund	739,776	739,776
1,034,711	967,855	619,883	Empire Bond Fund	579,525	579,525
3,234,033	2,497,619	1,675,857	TOTAL DEBT SERVICE EXPENDITURES	1,319,301	1,319,301
			CAPITAL IMPROVEMENT EXPENDITURES		
3,214,924	2,935,246	2,288,512	Downtown Capital Projects Fund	2,461,886	2,461,886
1,120,163	1,471,508	4,559,356	Empire Capital Projects Fund	1,100,580	1,100,580
4,335,087	4,406,754	6,847,868	TOTAL CAPITAL IMPROV. EXPENDITURES	3,562,466	3,562,466
			RESERVE FUNDS EXPENDITURES		
665,720	665,720	699,076	Downtown Bond Reserve Fund	681,689	681,689
239,711	239,711	239,714	Empire Bond Reserve Fund	225,770	225,770
905,431	905,431	938,790	TOTAL RESERVE FUND EXPENDITURES	907,459	907,459
13,505,524	11,160,057	11,859,912	GRAND TOTAL ALL FUNDS EXPENDITURES	7,845,403	7,845,403
905,431	905,431	938,790	TOTAL RESERVE FUND EXPENDITURES	907,459	907,459
3,234,033	2,497,619	1,675,857	TOTAL DEBT SERVICE EXPENDITURES	1,319,301	1,319,301
9,366,060	7,757,007	9,245,265	ACTUAL UNDUPLICATED EXPENDITURES	5,618,643	5,618,643

**Coos Bay Urban Renewal Agency 2013-14 Budget
Downtown Special Revenue Fund 51
Department 910**

Actual 2010-2011	Actual 2011-2012	Adopted 2012-2013	Acct. No.			Proposed 2013-2014	Committee Approved 2013-2014
<u>2,102,868</u>	<u>903,222</u>	<u>337,590</u>	<u>300</u>	<u>0100</u>	RESOURCES (000)	<u>260</u>	<u>260</u>
					CARRYOVER BALANCE		
					PROPERTY TAXES		
915,678	900,982	908,455	310	0100	Current Property Taxes (Division of Taxes)	913,432	913,432
74,616	56,565	63,315	310	0200	Delinquent Property Taxes	55,000	55,000
<u>990,294</u>	<u>957,547</u>	<u>971,770</u>			Total Property Taxes	<u>968,432</u>	<u>968,432</u>
					USE OF MONEY AND PROPERTY		
9,382	5,811	1,000	350	0100	Interest	50	50
<u>9,382</u>	<u>5,811</u>	<u>1,000</u>			Total Use of Money & Property	<u>50</u>	<u>50</u>
<u>3,102,544</u>	<u>1,866,580</u>	<u>1,310,360</u>			Total Downtown Spec. Rev. Resources	<u>968,742</u>	<u>968,742</u>
					EXPENDITURES (910)		
					DEBT SERVICE		
0	0	222,064	530	3123	Urban Renewal Projects	230,000	230,000
<u>0</u>	<u>0</u>	<u>222,064</u>			Total Debt Service	<u>230,000</u>	<u>230,000</u>
					TRANSFERS		
0	0	33,356	550	5010	Transfers to Downtown Bond Reserve Fund	0	0
525,520	525,520	525,522	550	5010	Principal/Interest (2003A/2012) 1-24-03	508,606	508,606
1,500,000	0	0	550	5010	Principal/Interest Du Jour 2011	0	0
173,802	173,560	173,554	550	5010	Principal/Interest VIC 2009	173,120	173,120
0	829,650	0	550	5010	Principal/Interest Du Jour 2012	0	0
<u>0</u>	<u>0</u>	<u>355,864</u>	550	5010	Principal/Interest Du Jour	<u>57,016</u>	<u>57,016</u>
<u>2,199,322</u>	<u>1,528,730</u>	<u>1,088,296</u>			Total Transfers	<u>738,742</u>	<u>738,742</u>
<u>903,222</u>	<u>337,850</u>	<u>0</u>			Total Unappropriated Ending Fund Balance	<u>0</u>	<u>0</u>
<u>3,102,544</u>	<u>1,866,580</u>	<u>1,310,360</u>			Total Downtown Spec. Rev. Expend.	<u>968,742</u>	<u>968,742</u>

Coos Bay Urban Renewal Agency 2013-14 Budget
Empire Special Revenue Fund 52
Department 915

Actual 2010-2011	Actual 2011-2012	Adopted 2012-2013	Acct. No.			Proposed 2013-2014	Committee Approved 2013-2014
896,563	441,104	27,727	300	0100	RESOURCES (000)	32,524	32,524
					CARRYOVER BALANCE		
					PROPERTY TAXES		
536,109	552,215	559,692	310	0100	Current Property Taxes (Division of Taxes)	564,901	564,901
39,204	32,040	32,367	310	0200	Delinquent Property Taxes	32,000	32,000
575,313	584,255	592,059			Total Property Taxes	596,901	596,901
					USE OF MONEY AND PROPERTY		
3,939	2,747	100	350	0100	Interest	100	100
3,939	2,747	100			Total Use of Money & Property	100	100
1,475,815	1,028,106	619,886			Total Empire Spec. Rev. Resources	629,525	629,525
					EXPENDITURES (915)		
					DEBT SERVICE		
0	0	0	530	3123	Urban Renewal Projects	50,000	50,000
0	0	0			Total Debt Service	50,000	50,000
					TRANSFERS		
239,711	239,714	239,714	550	5010	Transfer to Empire Bond Fund (2003/2012)	225,808	225,808
0	0	3	550	5011	Transfer to Empire Bond Reserve Fund (2003/2012)	0	0
795,000	0	0	550	5010	Transfer to Empire Bond Fund Du Jour 2011	0	0
0	728,141	0	550	5010	Transfer to Empire Bond Fund Du Jour 2012	0	0
0	0	380,169	550	5010	Transfer to Empire Bond Fund Du Jour	353,717	353,717
1,034,711	967,855	619,886			Total Transfers	579,525	579,525
441,104	60,251	0			Total Unappropriated Ending Fund Balance	0	0
1,475,815	1,028,106	619,886			Total Empire Spec. Rev. Expenditures	629,525	629,525

**Coos Bay Urban Renewal Agency 2013-14 Budget
Empire Program Fund 53
Department 930**

Actual 2010-2011	Actual 2011-2012	Adopted 2012-2013	Acct. No.			Proposed 2013-2014	Committee Approved 2013-2014
<u>426,720</u>	<u>429,550</u>	<u>442,000</u>	<u>300</u>	<u>0100</u>	RESOURCES (000)	<u>433,600</u>	<u>433,600</u>
					CARRYOVER BALANCE		
					USE OF MONEY AND PROPERTY		
2,830	2,802	1,326	350	0100	Interest	1,000	1,000
<u>0</u>	<u>0</u>	<u>0</u>	350	0200	Lease Revenue	<u>0</u>	<u>0</u>
2,830	2,802	1,326			Total Use of Money & Property	1,000	1,000
					OTHER FINANCING SOURCES		
<u>0</u>	<u>0</u>	<u>0</u>	390	0500	Transfer from Empire Property Improvement	<u>0</u>	<u>0</u>
<u>0</u>	<u>0</u>	<u>0</u>			Total Other Financing Sources	<u>0</u>	<u>0</u>
<u>429,550</u>	<u>432,352</u>	<u>443,326</u>			Total Empire Program Resources	<u>434,600</u>	<u>434,600</u>
					EXPENDITURES (930)		
					MATERIALS AND SERVICES		
<u>0</u>	<u>0</u>	<u>0</u>	520	2108	Contractual	<u>0</u>	<u>0</u>
<u>0</u>	<u>0</u>	<u>0</u>			Total Materials and Services	<u>0</u>	<u>0</u>
					CAPITAL OUTLAY		
<u>0</u>	<u>0</u>	<u>443,326</u>	530	3123	Urban Renewal Projects	<u>200,000</u>	<u>200,000</u>
<u>0</u>	<u>0</u>	<u>443,326</u>			Total Capital Outlay	<u>200,000</u>	<u>200,000</u>
<u>429,550</u>	<u>432,352</u>	<u>0</u>	560	6002	Total Unappropriated Ending Fund Balance	<u>234,600</u>	<u>234,600</u>
<u>429,550</u>	<u>432,352</u>	<u>443,326</u>			Total Empire Program Expenditures	<u>434,600</u>	<u>434,600</u>

**Urban Renewal Agency of the City of Coos Bay 2013-14 Budget
Bond and Coupon Redemption**

Principal	Interest	Total	Series	Due Dates	
				Month	Day
				<u>2013</u>	
				December	
221,908	32,396	254,304	5 Downtown Bond Series 2003A/2012 mature 12/17		1
68,010	18,747	86,757	7 Downtown Visitor's Ctr Series 2009 mature 6/19		15
103,071	9,833	112,904	6 Empire Bond Series 2003A/2012 mature 12/17		1
				<u>2014</u>	
				June	
225,450	28,852	254,302	5 Downtown Bond Series 2003A/2012 mature 12/17		1
69,010	17,353	86,363	7 Downtown Visitor's Ctr Series 2009 mature 6/19		15
56,446	570	57,016	Downtown Du Jour Financing 2014		1
104,166	8,738	112,904	6 Empire Bond Series 2003A/2012 mature 12/17		1
350,180	3,537	353,717	Empire Du Jour Financing 2014		1
<u>1,198,241</u>	<u>120,026</u>	<u>1,318,267</u>	Total		
<u>640,824</u>	<u>97,918</u>	<u>738,742</u>	Downtown Bond Total		
<u>557,417</u>	<u>22,108</u>	<u>579,525</u>	Empire Bond Total		
<u>1,198,241</u>	<u>120,026</u>	<u>1,318,267</u>	Total Bond Payments		

**Coos Bay Urban Renewal Agency 2013-14 Budget
Downtown Bond Fund 54
Department 920**

Actual 2010-2011	Actual 2011-2012	Adopted 2012-2013	Acct. No.			Proposed 2013-2014	Committee Approved 2013-2014
----- 0	----- 1,034	----- 1,034	----- 300	0100	RESOURCES (000)	----- 1,034	----- 1,034
					CARRYOVER BALANCE		
					USE OF MONEY AND PROPERTY		
0	0	0	350	0100	Interest	0	0
0	0	0			Total Use of Money and Property	0	0
					OTHER FINANCING SOURCES		
2,199,322	1,528,730	1,054,940	390	0100	Transfer from Downtown Spec. Rev. Fund	738,742	738,742
2,199,322	1,528,730	1,054,940			Total Other Financing Sources	738,742	738,742
2,199,322	1,529,764	1,055,974			Total Downtown Bond Revenue	739,776	739,776
					EXPENDITURES (920)		
					DEBT SERVICE		
378,951	396,096	414,717	540	4001	Principal (Series 2003A/2012) 1-24-03	447,358	447,358
146,569	129,424	110,805	540	4002	Interest (Series 2003A/2012) 1-24-03	61,248	61,248
121,000	127,000	132,000	540	4003	Principal VIC (Series 2009) 8-29-09	137,020	137,020
51,768	46,560	41,554	540	4004	Interest VIC (Series 2009) 8-28-09	36,100	36,100
1,499,625	0	0	540	4005	Principal Du Jour 2011	0	0
375	0	0	540	4006	Interest Du Jour 2011	0	0
0	829,581	0	540	4007	Principal Du Jour 2012	0	0
0	69	0	540	4008	Interest Du Jour 2012	0	0
0	0	355,834	540	4009	Principal Du Jour	56,446	56,446
0	0	30	540	4010	Interest Du Jour	570	570
2,198,288	1,528,730	1,054,940			Total Debt Service	738,742	738,742
1,034	1,034	1,034	560	6002	Total Unappropriated Ending Fund Balance	1,034	1,034
2,199,322	1,529,764	1,055,974			Total Downtown Bond Expenditures	739,776	739,776

Coos Bay Urban Renewal Agency 2013-14 Budget
Empire Bond Fund 55
Department 925

Actual 2010-2011 ----- 0	Actual 2011-2012 ----- 0	Adopted 2012-2013 ----- 0	Acct. No.			Proposed 2013-2014 ----- 0	Committee Approved 2013-2014 ----- 0
			300	0100	RESOURCES (000)		
					CARRYOVER BALANCE		
					USE OF MONEY AND PROPERTY		
0	0	0	350	0100	Interest	0	0
0	0	0			Total Use of Money and Property	0	0
					OTHER FINANCING SOURCES		
1,034,711	967,855	619,883	390	0200	Transfer From Empire Special Revenue	579,525	579,525
1,034,711	967,855	619,883			Total Other Financing Sources	579,525	579,525
1,034,711	967,855	619,883			Total Empire Bond Revenue	579,525	579,525
					EXPENDITURES (925)		
					DEBT SERVICE		
172,855	180,676	189,170	540	4001	Principal (Series 2003A/2012) 1-24-03	207,237	207,237
66,856	59,035	50,544	540	4002	Interest (Series 2003A/2012) 1-24-03	18,571	18,571
794,801	0	0	540	4004	Principal Du Jour 2011	0	0
199	0	0	540	4005	Interest Du Jour 2011	0	0
0	728,083	0	540	4006	Principal Du Jour 2012	0	0
0	61	0	540	4007	Interest Du Jour 2012	0	0
0	0	380,137	540	4008	Principal Du Jour	350,180	350,180
0	0	32	540	4009	Interest Du Jour	3,537	3,537
1,034,711	967,855	619,883			Total Debt Service	579,525	579,525
0	0	0			Total Unappropriated Ending Fund Balance	0	0
1,034,711	967,855	619,883			Total Empire Bond Expense	579,525	579,525

**Coos Bay Urban Renewal Agency 2013-14 Budget
Downtown Program Fund 56
Department 935**

Actual 2010-2011	Actual 2011-2012	Adopted 2012-2013	Acct. No.			Proposed 2013-2014	Committee Approved 2013-2014
<u>20,916</u>	<u>23,064</u>	<u>23,750</u>	<u>300</u>	<u>0100</u>	RESOURCES (000)	<u>23,300</u>	<u>23,300</u>
					CARRYOVER BALANCE		
					USE OF MONEY AND PROPERTY		
148	151	75	350	0100	Interest	10	10
2,000	0	0	350	0200	Lease Revenue	0	0
<u>2,148</u>	<u>151</u>	<u>75</u>			Total Use of Money & Property	<u>10</u>	<u>10</u>
<u>23,064</u>	<u>23,215</u>	<u>23,825</u>			Total Downtown Program Resources	<u>23,310</u>	<u>23,310</u>
					EXPENDITURES (935)		
					MATERIALS AND SERVICES		
0	0	0	520	2108	Contractual	0	0
<u>0</u>	<u>0</u>	<u>0</u>			Total Materials and Services	<u>0</u>	<u>0</u>
					CAPITAL OUTLAY		
0	0	23,825	530	3123	Urban Renewal Projects	23,310	23,310
<u>0</u>	<u>0</u>	<u>23,825</u>			Total Capital Outlay	<u>23,310</u>	<u>23,310</u>
<u>23,064</u>	<u>23,215</u>	<u>0</u>			Total Unappropriated Ending Fund Balance	<u>0</u>	<u>0</u>
<u>23,064</u>	<u>23,215</u>	<u>23,825</u>			Total Downtown Program Expenditures	<u>23,310</u>	<u>23,310</u>

**Coos Bay Urban Renewal Agency 2013-14 Budget
Downtown Capital Projects Fund 57**

Actual 2010-2011	Actual 2011-2012	Adopted 2012-2013	Acct. No.			Proposed 2012-2013	Committee Approved 2012-2013
<u>1,668,158</u>	<u>2,055,396</u>	<u>1,200,378</u>	300	0100	RESOURCES (000)	<u>1,200,000</u>	<u>1,200,000</u>
					CARRYOVER BALANCE		
					USE OF MONEY AND PROPERTY		
15,385	14,146	2,300	350	0100	Interest	1,000	1,000
<u>15,385</u>	<u>14,146</u>	<u>2,300</u>			Total Use of Money & Property	<u>1,000</u>	<u>1,000</u>
					OTHER REVENUE		
30,721	0	20,000	340	0200	Energy Trust of Oregon	0	0
0	0	60,000	370	0310	City Hall Seismic Principal Payment	60,000	60,000
0	0	6,000	370	0320	City Hall Seismic Interest Payment	5,400	5,400
1,035	10,904	0	380	0100	Misc Revenue	35,500	35,500
0	0	264,000	380	0301	OR State Marine Board Grant/ODFW	0	0
0	0	350,000	380	0330	Downtown Bus Transfer Station Grant	350,000	350,000
0	0	0	380	0500	Egyptian Theatre Restoration (ETPA)	150,000	150,000
0	0	0	380	0600	ETPA Received Grants	600,000	600,000
0	25,219	30,000	380	1100	DSL Historical Land Reimbursement	3,540	3,540
<u>31,756</u>	<u>36,123</u>	<u>730,000</u>			Total Other Revenue	<u>1,204,440</u>	<u>1,204,440</u>
					OTHER FINANCING SOURCES		
1,499,625	0	0	390	4004	Bond Proceeds-URA Du Jour	0	0
0	829,581	0	390	4005	Bond Proceeds-URA Du Jour	0	0
0	0	355,834	390	4006	Bond Proceeds-URA Du Jour	56,446	56,446
<u>1,499,625</u>	<u>829,581</u>	<u>355,834</u>			Total Other Financing Sources	<u>56,446</u>	<u>56,446</u>
<u>3,214,924</u>	<u>2,935,246</u>	<u>2,288,512</u>			Total Downtown Capital Projects Resources	<u>2,461,886</u>	<u>2,461,886</u>

**Coos Bay Urban Renewal Agency 2013-14 Budget
Downtown Capital Projects Fund 57
Department 940**

Actual 2010-2011	Actual 2011-2012	Adopted 2012-2013	Acct. No.	EXPENDITURES (940)		Proposed 2013-2014	Committee Approved 2013-2014
				MATERIALS AND SERVICES			
36,413	15,237	135,000	520	2108	Contractual	155,000	155,000
195,034	163,469	197,237	520	2414	Agency Management	123,737	123,737
0	0	125,000	520	2415	Façade Program	150,000	150,000
231,447	178,706	457,237			Total Materials and Services	428,737	428,737
CAPITAL OUTLAY							
25,890	29,303	40,000	530	3104	Traffic Circulation/Implementation	0	0
0	50,000	50,000	530	3108	Hwy 101 Sidewalk Project	82,000	82,000
25,000	52,279	0	530	3113	Façade Program	0	0
325,338	9,468	0	530	3115	Lockhart Building	0	0
60,944	0	0	530	3117	Relamping	0	0
30,545	11,977	0	530	3118	Library Remodel Project	0	0
92	0	115,000	530	3123	Urban Renewal Projects	388,970	388,970
3,543	0	0	530	3125	Pedway	0	0
1,137	0	0	530	3128	Marshfield Sun Building	0	0
1,734	1,500	0	530	3130	Central Dock	0	0
139,630	4,331	0	530	3132	Fire Station	0	0
115,414	0	0	530	3133	Egyptian Theatre	0	0
54,295	464	15,000	530	3135	Art Museum	0	0
15,495	0	0	530	3136	Virtual Incubator	0	0
115,486	0	0	530	3137	Visitor's Center	0	0
13,538	61,334	0	530	3138	Historical Land Fill	0	0
0	48,846	400,000	530	3140	City Hall Seismic Other Services	0	0
0	22,031	319,750	530	3141	Eastside Boat Ramp	0	0
0	304,695	0	530	3142	City Hall Seismic Grant Match	0	0
0	0	350,000	530	3143	Downtown Bus Transfer Station	350,000	350,000
0	0	250,000	530	3144	2nd Court	0	0
0	0	0	530	3145	Egyptian Theatre Restoration (ETPA)	750,000	750,000
928,081	596,228	1,539,750			Total Capital Outlay	1,570,970	1,570,970
0	600,000	0	555	1001	Downtown Special Payments	0	0
0	600,000	0			Total Special Payments	0	0
2,055,396	1,560,312	291,525	560	6002	Total Unappropriated Ending Fund Balance	462,179	462,179
3,214,924	2,935,246	2,288,512			Total Downtown Capital Projects Expenditures	2,461,886	2,461,886

**Coos Bay Urban Renewal Agency 2013-14 Budget
Empire Capital Projects Fund 58**

Actual 2010-2011	Actual 2011-2012	Adopted 2012-2013	Acct. No.	RESOURCES (000)		Proposed 2013-2014	Committee Approved 2013-2014
319,606	735,691	784,132	300 0100	CARRYOVER BALANCE		750,000	750,000
USE OF MONEY AND PROPERTY							
4,910	5,307	400	350 0100	Interest		400	400
4,910	5,307	400		Total Use of Money & Property		400	400
OTHER REVENUE							
0	0	0	340 0301	OR State Marine Board Grant		0	0
0	0	0	340 0302	Three Rivers		0	0
0	0	2,100,000	340 0303	ODOT Flex Grant Tiger III - Phase 1		0	0
0	0	1,294,687	340 0304	ODOT Flex Grant Tiger IV - Phase 2		0	0
0	0	3,394,687		Total Other Revenue		0	0
OTHER FINANCING SOURCES							
846	2,427	0	380 0100	Misc Revenue		0	0
794,801	0	0	390 4000	Bond Proceeds-URA Du Jour		0	0
0	728,083	0	390 4001	Bond Proceeds-URA Du Jour		0	0
0	0	380,137	390 4002	Bond Proceeds-URA Du Jour		350,180	350,180
795,647	730,510	380,137		Total Other Financing Sources		350,180	350,180
1,120,163	1,471,508	4,559,356		Total Empire Capital Projects Resources		1,100,580	1,100,580

**Coos Bay Urban Renewal Agency 2013-14 Budget
Empire Capital Projects Fund 58
Department 945**

Actual 2010-2011	Actual 2011-2012	Adopted 2012-2013	Acct. No.			Proposed 2013-2014	Committee Approved 2013-2014
<u>-----</u>	<u>-----</u>	<u>-----</u>	<u>-----</u>			<u>-----</u>	<u>-----</u>
				<u>EXPENDITURES (945)</u>			
				MATERIALS AND SERVICES			
12,695	(4,490)	8,000	520	2108	Contractual	41,000	41,000
39,947	100,191	120,887	520	2414	Agency Management	201,887	201,887
0	0	50,000	520	2415	Façade Program	75,000	75,000
<u>52,642</u>	<u>95,701</u>	<u>178,887</u>			Total Materials and Services	<u>317,887</u>	<u>317,887</u>
				CAPITAL OUTLAY			
0	0	0	530	3107	Property Acquisition	0	0
89,430	16,400	5,000	530	3108	Hollering Place Wayside	0	0
150	12,267	0	530	3109	Newmark Widening/Wetlands	0	0
13,135	0	20,000	530	3112	Hollering Place Project	0	0
50,000	0	0	530	3113	Façade Program	0	0
0	0	0	530	3114	Economic Development	0	0
65,994	50,375	0	530	3115	Boat Building Project	0	0
0	0	0	530	3116	Empire Boat Ramp Restroom	0	0
80,199	80,512	2,700,000	530	3117	Empire Sidewalk Project - Phase 1	456,900	456,900
0	1,500	1,444,687	530	3120	Empire Sidewalk Project - Phase 2	160,000	160,000
29,097	3,501	210,782	530	3119	West Newmark Traffic Study	0	0
1,500	0	0	530	3123	Urban Renewal Projects	85,637	85,637
0	99,731	0	530	3124	Dolphin Players Theatre project	0	0
2,325	0	0	530	3136	Virtual Incubator	0	0
<u>331,830</u>	<u>264,286</u>	<u>4,380,469</u>			Total Capital Outlay	<u>702,537</u>	<u>702,537</u>
735,691	1,111,521	0	560	6002	Total Unappropriated Ending Fund Balance	80,156	80,156
<u>1,120,163</u>	<u>1,471,508</u>	<u>4,559,356</u>			Total Empire Capital Projects Expenditure	<u>1,100,580</u>	<u>1,100,580</u>

**Coos Bay Urban Renewal Agency 2013-14 Budget
Downtown Bond Reserve Fund 60
Department 950**

Actual 2010-2011	Actual 2011-2012	Adopted 2012-2013	Acct. No.			Proposed 2013-2014	Committee Approved 2013-2014
<u>665,720</u>	<u>665,720</u>	<u>665,720</u>	300	0100	RESOURCES (000)	<u>681,689</u>	<u>681,689</u>
					CARRYOVER BALANCE		
					USE OF MONEY AND PROPERTY		
<u>0</u>	<u>0</u>	<u>0</u>	350	0100	Interest	<u>0</u>	<u>0</u>
<u>0</u>	<u>0</u>	<u>0</u>			Total Use of Money and Property	<u>0</u>	<u>0</u>
					OTHER FINANCING SOURCES		
<u>0</u>	<u>0</u>	<u>33,356</u>	390	3000	Trnsfr from Downtown Special Revenue	<u>0</u>	<u>0</u>
<u>0</u>	<u>0</u>	<u>33,356</u>			Total Other Financing Sources	<u>0</u>	<u>0</u>
<u>665,720</u>	<u>665,720</u>	<u>699,076</u>			Total Downtown Bond Reserve Revenue	<u>681,689</u>	<u>681,689</u>
					EXPENDITURES (950)		
					Reserve for Future Expenditures:		
<u>0</u>	<u>0</u>	<u>525,522</u>	560	6004	Bond Reserve (2003A/2012) 1-24-03	<u>508,569</u>	<u>508,569</u>
<u>0</u>	<u>0</u>	<u>173,554</u>	560	6004	Bond Reserves (2009) 8-28-09	<u>173,120</u>	<u>173,120</u>
<u>0</u>	<u>0</u>	<u>699,076</u>			Total Reserve for Future Expenditures	<u>681,689</u>	<u>681,689</u>
<u>665,720</u>	<u>665,720</u>	<u>0</u>			Total Unappropriated Ending Fund Balance	<u>0</u>	<u>0</u>
<u>665,720</u>	<u>665,720</u>	<u>699,076</u>			Total Downtown Bond Reserve Expense for Future Expenditures	<u>681,689</u>	<u>681,689</u>

**Coos Bay Urban Renewal Agency 2013-14 Budget
Empire Bond Reserve Fund 61
Department 955**

Actual 2010-2011	Actual 2011-2012	Adopted 2012-2013	Acct. No.			Proposed 2013-2014	Committee Approved 2013-2014
<u>239,711</u>	<u>239,711</u>	<u>239,711</u>	300	0100	RESOURCES (000)	<u>225,770</u>	<u>225,770</u>
					CARRYOVER BALANCE		
					USE OF MONEY AND PROPERTY		
<u>0</u>	<u>0</u>	<u>0</u>	350	0100	Interest	<u>0</u>	<u>0</u>
<u>0</u>	<u>0</u>	<u>0</u>			Total Use of Money and Property	<u>0</u>	<u>0</u>
					OTHER FINANCING SOURCES		
<u>0</u>	<u>0</u>	<u>3</u>	390	0300	Trnsfr from Empire Special Revenue	<u>0</u>	<u>0</u>
<u>0</u>	<u>0</u>	<u>3</u>			Total Other Financing Sources	<u>0</u>	<u>0</u>
<u>239,711</u>	<u>239,711</u>	<u>239,714</u>			Total Empire Bond Reserve Revenue	<u>225,770</u>	<u>225,770</u>
					EXPENDITURES (955)		
					Reserve for Future Expenditures:		
<u>0</u>	<u>0</u>	<u>239,714</u>	560	6004	Bond Reserve (2003A/2012)	<u>225,770</u>	<u>225,770</u>
<u>0</u>	<u>0</u>	<u>239,714</u>			Total Reserve for Future Expenditures	<u>225,770</u>	<u>225,770</u>
<u>239,711</u>	<u>239,711</u>	<u>0</u>			Total Unappropriated Ending Fund Balance	<u>0</u>	<u>0</u>
<u>239,711</u>	<u>239,711</u>	<u>239,714</u>			Total Empire Bond Reserve Expense for Future Expenditures	<u>225,770</u>	<u>225,770</u>

City of Coos Bay Budget Acronyms

ADA	Americans with Disabilities Act	NEPA	National Environmental Policy Act
AFSCME	American Federal State County Municipal Employees	NPDES	National Pollution Discharge Elimination System
AIRS	Area Information Regional System	OCDBG	Oregon Community Development Block grant
BM	Ballot Measure	OCMA	Oregon Coast Music Association
CAM	Coos Art Museum	OCZMA	Oregon Coastal Zone Management Association
CCAT	Coos County Area Transit	ODDA	Oregon Downtown Development Association
CMI	Custom Micro Inc.	ODOT	Oregon Department of Transportation
COLA	Cost of Living Adjustment	OEDD	Oregon Economic Development Department
CPI	Consumer Price Index	OMI	Operations Management International
DARE	Drug and Alcohol Resistance Education	ORS	Oregon Revised Statutes
DEQ	Department of Environmental Quality	OSP	Oregon State Prevention Grant
DSL	Division of State Lands	PERS	Public Employees Retirement System
DUII	Driving Under the Influence of Intoxicants	RSVP	Retired Senior Volunteer Program
ELCB	Empire Lakes Community Building	SCBEC	South Coast Business Employment Corporation
FEMA	Federal Emergency Management Agency	SCDC	South Coast Development Council
FTE	Full Time Employee	SCINT	South Coast Interagency narcotics Team
FY	Fiscal Year – July 1 st through June 30 th	SDC	System Development Charge
G.O. Bonds	General Obligation Bonds	SMART	Start Making a reader today
LB	Local Budget	SWOYA	Southwestern Oregon Youth Activities (Boys and Girls Club)
LCDC	Land Conservation and Development Commission	SARA	Survey Analyze review Assess (Community Policing term)
LDO	Land Development Ordinance	SRO	School Resource Officer
LEDs	Law Enforcement Data Systems	STIP	State Transportation Improvement Program
LEED	Leadership Energy Environmental Design	The House	Temporary Help in Emergency House
LGPI	Local Government Personnel Institute	UGB	Urban Growth Boundary
LID	Local Improvement District	URA	Urban Renewal Agency
LOC	League of Oregon Cities	WW	Wastewater
LUBA	Land Use Board of Appeals		
MOA	Mutual Order Agreement		
MOU	Memorandum of Understanding		